

ILLINOIS STATE BOARD OF EDUCATION  
School Business Services Division

☒ School District  
☐ Joint Agreement  
**Accounting Basis:**  
☒ Cash  
☐ Accrual

**SCHOOL DISTRICT/JOINT AGREEMENT BUDGET FORM**  
**July 1, 2021 - June 30, 2022**

Balanced budget, no deficit reduction plan is required.

Date of Amended Budget:

(MM/DD/YY)

District Name:

Bethel Grade School District #82

District RCDT No:

041-0820

If your FY21 AFR states that you need to do a deficit reduction plan and your FY22 budget is balanced please state the measures you took to have your budget become balanced. (Bckgrnd-Assumpt 25-26)

Budget of Bethel Grade School District #82, County of Jefferson,  
State of Illinois, for the Fiscal Year beginning July 1, 2021 and ending June 30, 2022.

WHEREAS the Board of Education Bethel Grade School District #82,  
of Jefferson County of Jefferson, State of Illinois, caused to be prepared in tentative form a budget, and the Secretary  
of this Board has made the same conveniently available to public inspection for at least thirty days prior to final action thereon;  
AND WHEREAS a public hearing was held as to such budget on the 27th day of September, 20 21,  
notice of said hearing was given at least thirty days prior thereto as required by law, and all other legal requirements have been  
complied with;





NOW, THEREFORE, Be it resolved by the Board of Education of said district as follows:

Section 1: That the fiscal year of this school district be and the same hereby is fixed and declared to be  
beginning July 1, 2021 and ending June 30, 2022.

Section 2: That the following budget containing an estimate of amounts available in each Fund, separately, and expenditures  
from each be  
and the same is hereby adopted as the budget of this school district for said fiscal year.

**ADOPTION OF BUDGET**

The budget shall be approved and signed below by members of the School Board. Adopted this 27th  
day of September, 20 21 by a roll call vote of 5 Yeas, and 0 Nays, to wit:

** MEMBERS VOTING YEA:	** MEMBERS VOTING NAY:
	
	
	
	

County Clerk, Jefferson County, Illinois

OCT 13 2021

FILED

- \* Based on the 23 Illinois Administrative Code-Part 100 and inconformity with Section 17-1 of the School Code.
- \*\* Type in the members who voted "YEA" nor "NAY". Actual school board member signatures are not required for electronic submission.
- (1) A certified copy of this document must be filed with the county clerk within 30 days of adoption as required by Section 18-50 of the Property Tax Code (35 ILCS 200/18-50).
- (2) Districts are required to submit the adopted/amended budget electronically to ISBE within 30 days of adoption or by October 30, whichever comes first. Budgets are submitted to **School Finance Report (SFR)**: <https://sec1.isbe.net/attachmgr/default.aspx>  
Please type the member signatures before submitting to ISBE. We do not accept PDF copies.



## BUDGET SUMMARY

Begin entering data on EstExp 5-10 and EstExp 11-17 tabs.		Acct #	(10) Educational	(20) Operations & Maintenance	(30) Debt Service	(40) Transportation	(50) Municipal Retirement/ Social Security	(60) Capital Projects	(70) Working Cash	(80) Tort	(90) Fire Prevention & Safety
ESTIMATED BEGINNING FUND BALANCE July 1, 2021 1											
(without Student Activity Funds)			1,155,051	38,574	189	63,854	46,964	33,664	0	102,065	46,826
RECEIPTS/REVENUES (without Student Activity Funds)											
LOCAL SOURCES		1000	363,686	72,400	0	33,000	33,000	0	11,600	125,000	11,800
FLOW-THROUGH RECEIPTS/REVENUES FROM ONE DISTRICT TO ANOTHER DISTRICT		2000									
STATE SOURCES		3000	0	0		0	0				
FEDERAL SOURCES		4000	710,145	33,000	21,532	33,000	58,000	0	0	32,000	0
Total Direct Receipts/Revenues 8			717,802	388,400	0	11,902	91,000	0	0	157,000	0
Receipts/Revenues for "On Behalf" Payments 2		3998	1,791,633	493,800	21,532	77,902	91,000	0	11,600	157,000	11,800
Total Receipts/Revenues			813,000	493,800	21,532	78,150	91,000	0	11,600	157,000	11,800
DISBURSEMENTS/EXPENDITURES (without Student Activity Funds)											
INSTRUCTION		1000	1,349,837				40,677			0	0
SUPPORT SERVICES		2000	243,362	438,610		49,085	49,905	0		66,270	0
COMMUNITY SERVICES		3000	0	0		0	0	0		0	0
PAYMENTS TO OTHER DISTRICTS & GOVT UNITS		4000	0	0	0	0	0	0		0	0
DEBT SERVICES		5000	0	0	21,532	0	0	0		0	0
PROVISION FOR CONTINGENCIES		6000	0	0	0	0	0	0		0	0
Total Direct Disbursements/Expenditures 9			1,593,199	438,610	21,532	49,085	90,582	0		66,270	0
Disbursements/Expenditures for "On Behalf" Payments 2		4180	813,000								
Total Disbursements/Expenditures			2,406,199	438,610	21,532	49,085	90,582	0		66,270	0
Excess of Direct Receipts/Revenues Over (Under) Direct Disbursements/Expenditures			198,434	55,190	0	28,817	418	0	11,600	90,730	11,800
OTHER SOURCES/USES OF FUNDS											
OTHER SOURCES OF FUNDS (7000)											
PERMANENT TRANSFER FROM VARIOUS FUNDS											
Abolishment the Working Cash Fund 16		7110									
Abatement of the Working Cash Fund 16		7110									
Transfer of Working Cash Fund Interest		7120									
Transfer Among Funds		7130									
Transfer of Interest		7140									
Transfer from Capital Projects Fund to O&M Fund		7150									
Transfer of Excess Fire Prev & Safety Tax & Interest 3 Proceeds to O&M Fund		7160									
Transfer of Excess Accumulated Fire Prev & Safety Bond and Int 3a Proceeds to Debt Service Fund		7170									
SALE OF BONDS (7200)											
Principal on Bonds Sold 4		7210									
Premium on Bonds Sold		7220									
Accrued Interest on Bonds Sold		7230									
Sale or Compensation for Fixed Assets 5		7300									
Transfer to Debt Service to Pay Principal on Capital Leases		7400			0						
Transfer to Debt Service Fund to Pay Interest on Capital Leases		7500			0						
Transfer to Debt Service Fund to Pay Principal on Revenue Bonds		7600			0						
Transfer to Debt Service Fund to Pay Interest on Revenue Bonds		7700			0						
Transfer to Capital Projects Fund		7800						0			
ISBE Loan Proceeds		7900									
Other Sources Not Classified Elsewhere		7990									
Total Other Sources of Funds 8			0	0	0	0	0	0	0	0	0
OTHER USES OF FUNDS (8000)											
TRANSFER TO VARIOUS OTHER FUNDS (8100)											

## BUDGET SUMMARY

Begin entering data on EsRev 5-10 and EstExp 11-17 tabs.										
Description: Enter Whole Numbers Only	Acct #	(10) Educational	(20) Operations & Maintenance	(30) Debt Service	(40) Transportation	(50) Municipal Retirement/ Social Security	(60) Capital Projects	(70) Working Cash	(80) Tort	(90) Fire Prevention & Safety
Abolishment or Abatement of the Working Cash Fund 16	8110							0		
Transfer of Working Cash Fund Interest	8120							0		
Transfer Among Funds	8130									
Transfer of Interest 6	8140									
Transfer from Capital Projects Fund to O&M Fund	8150									
Transfer of Excess Fire Prev & Safety Tax & Interest 3 Proceeds to O&M Fund	8160									
Transfer of Excess Accumulated Fire Prev & Safety Bond 3a and Int Proceeds to Debt Service Fund	8170									
Taxes Pledged to Pay Principal on Capital Leases	8410									
Grants/Reimbursements Pledged to Pay Principal on Capital Leases	8420									
Other Revenues Pledged to Pay Principal on Capital Leases	8430									
Fund Balance Transfers Pledged to Pay Principal on Capital Leases	8440									
Taxes Pledged to Pay Interest on Capital Leases	8510									
Grants/Reimbursements Pledged to Pay Interest on Capital Leases	8520									
Other Revenues Pledged to Pay Interest on Capital Leases	8530									
Fund Balance Transfers Pledged to Pay Interest on Capital Leases	8540									
Taxes Pledged to Pay Principal on Revenue Bonds	8610									
Grants/Reimbursements Pledged to Pay Principal on Revenue Bonds	8620									
Other Revenues Pledged to Pay Principal on Revenue Bonds	8630									
Fund Balance Transfers Pledged to Pay Principal on Revenue Bonds	8640									
Taxes Pledged to Pay Interest on Revenue Bonds	8710									
Grants/Reimbursements Pledged to Pay Interest on Revenue Bonds	8720									
Other Revenues Pledged to Pay Interest on Revenue Bonds	8730									
Fund Balance Transfers Pledged to Pay Interest on Revenue Bonds	8740									
Taxes Transferred to Pay for Capital Projects	8810									
Grants/Reimbursements Pledged to Pay for Capital Projects	8820									
Other Revenues Pledged to Pay for Capital Projects	8830									
Fund Balance Transfers Pledged to Pay for Capital Projects	8840									
Transfer to Debt Service Fund to Pay Principal on ISBE Loans	8910									
Other Uses Not Classified Elsewhere	8990									
Total Other Uses of Funds 9		0	0	0	0	0	0	0	0	0
Total Other Sources/Uses of Fund		0	0	0	0	0	0	0	0	0
ESTIMATED ENDING FUND BALANCE June 30, 2022 (Without Student Activity Funds)		1,353,485	93,764	189	92,671	47,382	33,664	11,600	192,795	58,626
Student Activity ESTIMATED BEGINNING FUND BALANCE July 1, 2021 Fund 11		26,511								
RECEIPTS/REVENUES (For Student Activity Funds)										
Total Student Activity Direct Receipts/Revenues (Local Sources)	1799	26,511								
DISBURSEMENTS/EXPENDITURES (For Student Activity Funds)										
Total Student Activity Direct Disbursements/Expenditures	1999	0								
Excess of Direct Receipts/Revenues Over (Under) Direct Disbursements/Expenditures		26,511								
Student Activity ESTIMATED ENDING FUND BALANCE June 30, 2022		53,022								
Total ESTIMATED BEGINNING FUND BALANCE July 1, 2021 (All Sources Including Student Activity Funds)		1,181,562	38,574	189	63,854	46,964	33,664	0	102,065	46,826
RECEIPTS/REVENUES (All Sources with Student Activity Funds)										
LOCAL SOURCES	1000	390,197	72,400	0	33,000	33,000	0	11,600	125,000	11,800
FLOW-THROUGH RECEIPTS/REVENUES FROM ONE DISTRICT TO ANOTHER DISTRICT	2000	0	0		0	0				
STATE SOURCES	3000	710,145	33,000	21,532	33,000	58,000	0	0	32,000	0
FEDERAL SOURCES	4000	717,802	388,400	0	11,902	0	0	0	0	0
Total Direct Receipts/Revenues 8		1,818,144	493,800	21,532	77,902	91,000	0	11,600	157,000	11,800
Receipts/Revenues for "On Behalf" Payments 2	3998	813,000								
Total Receipts/Revenues		2,631,144	493,800	21,532	77,902	91,000	0	11,600	157,000	11,800



BUDGET SUMMARY

Begin entering data on EstRev 5-10 and EstExp 11-17 tabs.		Acct #	(10) Educational	(20) Operations & Maintenance	(30) Debt Service	(40) Transportation	(50) Municipal Retirement/ Social Security	(60) Capital Projects	(70) Working Cash	(80) Tort	(90) Fire Prevention & Safety	
Description: Enter Whole Numbers Only												
DISBURSEMENTS/EXPENDITURES (All Sources with Student Activity Funds)												
INSTRUCTION	1000		1,349,837				40,677			0		
SUPPORT SERVICES	2000		243,362	438,610		49,085	49,905	0		66,270	0	
COMMUNITY SERVICES	3000		0	0		0	0			0		
PAYMENTS TO OTHER DISTRICTS & GOVT UNITS	4000		0	0	0	0	0	0		0	0	
DEBT SERVICES	5000		0	0	21,532	0	0			0	0	
PROVISION FOR CONTINGENCIES	6000		0	0	0	0	0	0		0	0	
Total Direct Disbursements/Expenditures 9			1,593,199	438,610	21,532	49,085	90,582	0		66,270	0	
Disbursements/Expenditures for "On Behalf" Payments 2	4180		813,000									
Total Disbursements/Expenditures			2,406,199	438,610	21,532	49,085	90,582	0		66,270	0	
Excess of Direct Receipts/Revenues Over (Under) Direct Disbursements/Expenditures			224,945	55,190	0	28,817	418	0	11,600	90,730	11,800	
OTHER SOURCES/USES OF FUNDS												
OTHER SOURCES OF FUNDS (7000)												
Total Other Sources of Funds 8			0	0	0	0	0	0	0	0	0	
OTHER USES OF FUNDS (8000)												
Total Other Uses of Funds 9			0	0	0	0	0	0	0	0	0	
Total Other Sources/Uses of Fund			0	0	0	0	0	0	0	0	0	
ESTIMATED ENDING FUND BALANCE June 30, 2022 (All Sources With Student Activity Funds)			1,406,507	93,764	189	92,671	47,382	33,664	11,600	192,795	58,626	
SUMMARY OF EXPENDITURES Without Student Activity Funds (By Major Object)												
Object Name	Description	Acct #	(10) Educational	(20) Operations & Maintenance	(30) Debt Service	(40) Transportation	(50) Municipal Retirement/ Social Security	(60) Capital Projects	(70) Working Cash	(80) Tort	(90) Fire Prevention & Safety	Total By Object
Salaries		100	1,321,434	74,400		4,500		0		48,523	0	1,448,857
Employee Benefits		200	176,578	6,578		2,891	90,582	0		2,532	0	279,161
Purchased Services		300	33,558	0	21,532	27,280		0		15,215	0	97,585
Supplies & Materials		400	31,499	32,000		8,000		0		0	0	71,499
Capital Outlay		500	4,000	309,732		0		0		313,732	0	1,500
Other Objects		600	1,500	0	0	0	0	0		0	0	1,500
Non-Capitalized Equipment		700	24,630	15,900		6,414		0		0	0	46,944
Termination Benefits		800	0	0		0		0		0	0	0
Total Expenditures			1,593,199	438,610	21,532	49,085	90,582	0		66,270	0	2,259,278

## SUMMARY OF CASH TRANSACTIONS

Description: Enter Whole Numbers Only	Acct #	(10) Educational	(20) Operations & Maintenance	(30) Debt Service	(40) Transportation	(50) Municipal Retirement/ Social Security	(60) Capital Projects	(70) Working Cash	(80) Tort	(90) Fire Prevention & Safety
<b>BEGINNING CASH BALANCE ON HAND July 1, 2021 7 (Without Student Activity Funds)</b>										
Total Direct Receipts & Other Sources 8		1,155,051	38,574	189	63,854	46,964	33,664	11,057	102,065	46,826
		1,791,633	493,800	21,532	77,902	91,000	0	11,600	157,000	11,800
<b>OTHER RECEIPTS</b>										
Interfund Loans Payable (Loans from Other Funds)	411									
Interfund Loans Receivable (Repayment of Loans)	141									
Notes and Warrants Payable	433									
Other Current Assets	199									
Total Other Receipts		0	0	0	0	0	0	0	0	0
Total Direct Receipts, Other Sources, & Other Receipts		1,791,633	493,800	21,532	77,902	91,000	0	11,600	157,000	11,800
Total Amount Available		2,946,684	532,374	21,721	141,756	137,964	33,664	22,657	259,065	58,626
Total Direct Disbursements & Other Uses 9		1,593,199	438,610	21,532	49,085	90,582	0	0	66,270	0
<b>OTHER DISBURSEMENTS</b>										
Interfund Loans Receivable (Loans to Other Funds) 10	141									
Interfund Loans Payable (Repayment of Loans)	411									
Notes and Warrants Payable	433									
Other Current Liabilities	499									
Total Other Disbursements		0	0	0	0	0	0	0	0	0
Total Direct Disbursements, Other Uses, & Other Disbursements		1,593,199	438,610	21,532	49,085	90,582	0	0	66,270	0
ENDING CASH BALANCE ON HAND June 30, 2022 7 (Without Student Activity Funds)		1,353,485	93,764	189	92,671	47,382	33,664	22,657	192,795	58,626
<b>Activity Funds BEGINNING CASH BALANCE ON HAND July 1, 2021 7</b>										
Total Direct Receipts & Other Sources 8		26,511								
Total Amount Available		26,511								
Total Direct Disbursements & Other Uses 9		53,022								
Activity Funds ENDING CASH BALANCE ON HAND June 30, 2022 7		53,022								
<b>Total BEGINNING CASH BALANCE ON HAND July 1, 2021 7 (With Student Activity Funds)</b>										
Total Direct Receipts & Other Sources 8		1,181,562	38,574	189	63,854	46,964	33,664	11,057	102,065	46,826
Total Other Receipts		1,818,144	493,800	21,532	77,902	91,000	0	11,600	157,000	11,800
Total Direct Receipts, Other Sources, & Other Receipts		0	0	0	0	0	0	0	0	0
Total Amount Available		1,818,144	493,800	21,532	77,902	91,000	0	11,600	157,000	11,800
Total Direct Disbursements & Other Uses 9		2,999,706	532,374	21,721	141,756	137,964	33,664	22,657	259,065	58,626
Total Other Disbursements		1,593,199	438,610	21,532	49,085	90,582	0	0	66,270	0
Total Direct Disbursements, Other Uses, & Other Disbursements		0	0	0	0	0	0	0	0	0
Total ENDING CASH BALANCE ON HAND June 30, 2022 7 (With Student Activity Funds)		1,593,199	438,610	21,532	49,085	90,582	0	0	66,270	0
		1,406,507	93,764	189	92,671	47,382	33,664	22,657	192,795	58,626

## ESTIMATED RECEIPTS/REVENUES

Description: Enter Whole Numbers Only	Acct #	(10) Educational	(20) Operations & Maintenance	(30) Debt Service	(40) Transportation	(50) Municipal Retirement/ Social Security	(60) Capital Projects	(70) Working Cash	(80) Tort	(90) Fire Prevention & Safety
<b>RECEIPTS/REVENUES FROM LOCAL SOURCES (1000)</b>										
<b>AD VALOREM TAXES LEVIED BY LOCAL EDUCATION AGENCY</b>	<b>1100</b>									
Designated Purposes Levies 11 (1110-1120)		335,000	72,400	0	33,000	33,000	0	11,600	125,000	11,800
Leasing Purposes Levy 12	1130									
Special Education Purposes Levy	1140									
FICA and Medicare Only Levies	1150									
Area Vocational Construction Purposes Levy	1160									
Summer School Purposes Levy	1170									
Other Tax Levies (Describe & Itemize)	1190									
Total Ad Valorem Taxes Levied by District		335,000	72,400	0	33,000	33,000	0	11,600	125,000	11,800
<b>PAYMENTS IN LIEU OF TAXES</b>										
Mobile Home Privilege Tax	1200									
Payments from Local Housing Authority	1210									
Corporate Personal Property Replacement Taxes13	1220									
Other Payments in Lieu of Taxes (Describe & Itemize)	1230									
Total Payments in Lieu of Taxes	1290	0	0	0	0	0	0	0	0	0
<b>TUITION</b>										
Regular Tuition from Pupils or Parents (In State)	1311									
Regular Tuition from Other Districts (In State)	1312									
Regular Tuition from Other Sources (In State)	1313									
Regular Tuition from Other Sources (Out of State)	1314									
Summer School Tuition from Pupils or Parents (In State)	1321									
Summer School Tuition from Other Districts (In State)	1322									
Summer School Tuition from Other Sources (In State)	1323									
Summer School Tuition from Other Sources (Out of State)	1324									
CTE Tuition from Pupils or Parents (In State)	1331									
CTE Tuition from Other Districts (In State)	1332									
CTE Tuition from Other Sources (In State)	1333									
CTE Tuition from Other Sources (Out of State)	1334									
Special Education Tuition from Pupils or Parents (In State)	1341									
Special Education Tuition from Other Districts (In State)	1342									
Special Education Tuition from Other Sources (In State)	1343									
Special Education Tuition from Other Sources (Out of State)	1344									
Adult Tuition from Pupils or Parents (In State)	1351									
Adult Tuition from Other Districts (In State)	1352									
Adult Tuition from Other Sources (In State)	1353									
Adult Tuition from Other Sources (Out of State)	1354									
Total Tuition		0								
<b>TRANSPORTATION FEES</b>										
Regular Transportation Fees from Pupils or Parents (In State)	1400									
Regular Transportation Fees from Other Districts (In State)	1411									
Regular Transportation Fees from Other Districts (In State)	1412									
Regular Transportation Fees from Other Sources (In State)	1413									
Regular Transportation Fees from Co-curricular Activities (In State)	1415									
Regular Transportation Fees from Other Sources (Out of State)	1416									
Summer School Transportation Fees from Pupils or Parents (In State)	1421									
Summer School Transportation Fees from Other Districts (In State)	1422									
Summer School Transportation Fees from Other Sources (In State)	1423									
Summer School Transportation Fees from Other Sources (Out of State)	1424									
CTE Transportation Fees from Pupils or Parents (In State)	1431									
CTE Transportation Fees from Other Districts (In State)	1432									

## ESTIMATED RECEIPTS/REVENUES

Description: Enter Whole Numbers Only	Account #	(10) Educational	(20) Operations & Maintenance	(30) Debt Service	(40) Transportation	(50) Municipal Retirement/ Social Security	(60) Capital Projects	(70) Working Cash	(80) Tort	(90) Fire Prevention & Safety
CTE Transportation Fees from Other Sources (In State)	1433									
CTE Transportation Fees from Other Sources (Out of State)	1434									
Special Education Transportation Fees from Pupils or Parents (In State)	1441									
Special Education Transportation Fees from Other Districts (In State)	1442									
Special Education Transportation Fees from Other Sources (In State)	1443									
Special Education Transportation Fees from Other Sources (Out of State)	1444									
Adult Transportation Fees from Pupils or Parents (In State)	1451									
Adult Transportation Fees from Other Districts (In State)	1452									
Adult Transportation Fees from Other Sources (In State)	1453									
Adult Transportation Fees from Other Sources (Out of State)	1454				0					
<b>Total Transportation Fees</b>	<b>1500</b>									
<b>EARNINGS ON INVESTMENTS</b>	<b>1500</b>									
Interest on Investments	1510									
Gain or Loss on Sale of Investments	1520									
<b>Total Earnings on Investments</b>	<b>1600</b>	0	0	0	0	0	0	0	0	0
<b>FOOD SERVICE</b>	<b>1600</b>									
Sales to Pupils - Lunch	1611									
Sales to Pupils - Breakfast	1612									
Sales to Pupils - A la Carte	1613									
Sales to Pupils - Other (Describe & Itemize)	1614									
Sales to Adults	1620									
Other Food Service (Describe & Itemize)	1690									
<b>Total Food Service</b>	<b>1700</b>	0								
<b>DISTRICT/SCHOOL ACTIVITY INCOME</b>	<b>1700</b>									
Admissions - Athletic	1711	1,000								
Admissions - Other	1719									
Fees	1720									
Book Store Sales	1730									
Other District/School Activity Revenue (Describe & Itemize)	1790									
Student Activity Fund Revenues	1799	26,511								
<b>Total District/School Activity Income (without Student Activity Funds 1799)</b>	<b>1800</b>	27,511	0							
<b>Total District/School Activity Income (with Student Activity Funds 1799)</b>	<b>1800</b>	54,022								
<b>TEXTBOOK INCOME</b>	<b>1800</b>									
Rentals - Regular Textbooks	1811	1,175								
Rentals - Summer School Textbooks	1812									
Rentals - Adult/Continuing Education Textbooks	1813									
Rentals - Other (Describe)	1819									
Sales - Regular Textbooks	1821									
Sales - Summer School Textbooks	1822									
Sales - Adult/Continuing Education Textbooks	1823									
Sales - Other (Describe & Itemize)	1829									
Other (Describe & Itemize)	1890	1,175								
<b>Total Textbooks</b>	<b>1900</b>									
<b>OTHER REVENUE FROM LOCAL SOURCES</b>	<b>1900</b>									
Rentals	1910									
Contributions and Donations from Private Sources	1920									
Impact Fees from Municipal or County Governments	1930									
Services Provided Other Districts	1940									
Refund of Prior Years Expenditures	1950									
Payments of Surplus Moneys from TIF Districts	1960									



## ESTIMATED RECEIPTS/REVENUES

Description: Enter Whole Numbers Only		Acct #	(10) Educational	(20) Operations & Maintenance	(30) Debt Service	(40) Transportation	(50) Municipal Retirement/ Social Security	(60) Capital Projects	(70) Working Cash	(80) Tort	(90) Fire Prevention & Safety
Drivers' Education Fees		1970									
Proceeds from Vendors' Contracts		1980									
School Facility Occupation Tax Proceeds		1983									
Payment from Other Districts		1991									
Sale of Vocational Projects		1992									
Other Local Fees (Describe & Itemize)		1993									
Other Local Revenues (Describe & Itemize)		1999									
Total Other Revenue from Local Sources			0	0	0	0	0	0	0	0	0
Total Receipts/Revenues from Local Sources (without Student Activity Funds 1799)		1000	363,686	72,400	0	33,000	33,000	0	11,600	125,000	11,800
Total Receipts/Revenues from Local Sources (with Student Activity Funds 1799)			390,197								
<b>FLOW-THROUGH RECEIPTS/REVENUES FROM ONE DISTRICT TO ANOTHER DISTRICT (2000)</b>											
Flow-Through Revenue from State Sources		2100									
Flow-Through Revenue from Federal Sources		2200									
Other Flow-Through Revenue (Describe & Itemize)		2300									
Total Flow-Through Receipts/Revenues From One District to Another District		2000	0	0		0	0				
<b>RECEIPTS/REVENUES FROM STATE SOURCES (3000)</b>											
<b>UNRESTRICTED GRANTS-IN-AID (3001-3099)</b>											
Evidence Based Funding Formula (Section 18-8-15)		3001	708,413	33,000	21,532	33,000	58,000	0		32,000	
Reorganization Incentives (Accounts 3005-3021)		3005									
Fast Growth District Grants		3030									
Other Unrestricted Grants-In Aid From State Sources (Describe & Itemize)		3099									
Total Unrestricted Grants-In Aid			708,413	33,000	21,532	33,000	58,000	0		32,000	0
<b>RESTRICTED GRANTS-IN-AID (3100-3900)</b>											
<b>SPECIAL EDUCATION</b>											
Special Education - Private Facility Tuition		3100									
Special Education - Funding for Children Requiring Sp Ed Services		3105									
Special Education - Personnel		3110									
Special Education - Orphanage - Individual		3120	1,591								
Special Education - Orphanage - Summer Individual		3130									
Special Education - Summer School		3145									
Special Education - Other (Describe & Itemize)		3199									
Total Special Education			1,591	0		0					
<b>CAREER AND TECHNICAL EDUCATION (CTE)</b>											
CTE - Technical Education - Tech Prep		3200									
CTE - Secondary Program Improvement (CTE)		3220									
CTE - WECEP		3225									
CTE - Agriculture Education		3235									
CTE - Instructor Practicum		3240									
CTE - Student Organizations		3270									
CTE - Other (Describe & Itemize)		3299									
Total Career and Technical Education			0	0			0				
<b>BILINGUAL EDUCATION</b>											
Bilingual Education - Downstate - TPJ and TBE		3305									
Bilingual Education - Downstate - Transitional Bilingual Education		3310									
Total Bilingual Education			0				0				
State Free Lunch & Breakfast		3360	141								

ESTIMATED RECEIPTS/REVENUES

Description: Enter Whole Numbers Only		Account #	(10) Educational	(20) Operations & Maintenance	(30) Debt Service	(40) Transportation	(50) Municipal Retirement/ Social Security	(60) Capital Projects	(70) Working Cash	(80) Tort	(90) Fire Prevention & Safety
School Breakfast Initiative		3365									
Driver Education		3370									
Adult Education (from ICCB)		3410									
Adult Education - Other (Describe & Itemize)		3499									
<b>TRANSPORTATION</b>											
Transportation - Regular and Vocational		3500				11,902					
Transportation - Special Education		3510				248					
Transportation - Other (Describe & Itemize)		3599	0	0		12,150	0				
<b>Total Transportation</b>											
Learning Improvement - Change Grants		3610									
Scientific Literacy		3660									
Truant Alternative/Optional Education		3695									
Early Childhood - Block Grant		3705									
Chicago General Education Block Grant		3766									
Chicago Educational Services Block Grant		3767									
School Safety & Educational Improvement Block Grant		3775									
Technology - Technology for Success		3780									
State Charter Schools		3815									
Extended Learning Opportunities - Summer Bridges		3825									
Infrastructure Improvements - Planning/Construction		3920									
School Infrastructure - Maintenance Projects		3925									
Other Restricted Revenue from State Sources (Describe & Itemize)		3999									
<b>Total Restricted Grants-In-Aid</b>			1,732	0	0	12,150	0	0	0	0	0
<b>Total Receipts/Revenues from State Sources</b>		3000	710,145	33,000	21,532	45,150	58,000	0	0	32,000	0
<b>RECEIPTS/REVENUES FROM FEDERAL SOURCES (4000)</b>											
<b>UNRESTRICTED GRANTS-IN-AID RECEIVED DIRECTLY FROM FEDERAL GOV'T. (4001-4009)</b>											
Federal Impact Aid		4001									
Other Unrestricted Grants-In-Aid Received Directly from the Federal Gov't. (Describe & Itemize)		4009									
<b>Total Unrestricted Grants-In-Aid Received Directly from Fed Gov't</b>			0	0	0	0	0	0	0	0	0
<b>RESTRICTED GRANTS-IN-AID RECEIVED DIRECTLY FROM FEDERAL GOV'T. (4045-4090)</b>											
Head Start		4045									
Construction (Impact Aid)		4050									
MAGNET		4060									
Other Restricted Grants-In-Aid Received Directly from Federal Gov't. (Describe & Itemize)		4090									
<b>Total Restricted Grants-In-Aid Received Directly from Federal Gov't.</b>			11,827	0		0	0	0			0
<b>RESTRICTED GRANTS-IN-AID RECEIVED FROM FEDERAL GOV'T. THRU THE STATE (4100-4999)</b>											
<b>TITLE V</b>											
Title V - Flexibility and Accountability		4100									
Title V - SEA Projects		4105									
Title V - Rural Education Initiative (REI)		4107									
Title V - Other (Describe & Itemize)		4199									
<b>Total Title V</b>			0	0		0	0				
<b>FOOD SERVICE</b>											
Breakfast Start-Up Expansion		4200									
National School Lunch Program		4210									
Special Milk Program		4215									

## ESTIMATED RECEIPTS/REVENUES

Description: Enter Whole Numbers Only	Acct #	(10) Educational	(20) Operations & Maintenance	(30) Debt Service	(40) Transportation	(50) Municipal Retirement/ Social Security	(60) Capital Projects	(70) Working Cash	(80) Tort	(90) Fire Prevention & Safety
School Breakfast Program	4220									
Summer Food Service Admin/Program	4225	116,305								
Child and Adult Care Food Program	4226									
Fresh Fruit and Vegetables	4240	1,870								
Food Service - Other (Describe & Itemize)	4299					0				
Total Food Service		118,175				0				
<b>TITLE I</b>										
Title I - Low Income	4300	104,295								
Title I - Low Income - Neglected, Private	4305									
Title I - Migrant Education	4340									
Title I - Other (Describe & Itemize)	4399					0				
Total Title I		104,295				0				
<b>TITLE IV</b>										
Title IV - Student Support & Academic Enrichment Grant	4400	10,000								
Title IV - 21st Century	4421									
Title IV - Other (Describe & Itemize)	4499				0	0				
Total Title IV		10,000			0	0				
<b>FEDERAL - SPECIAL EDUCATION</b>										
Federal Special Education - Preschool Flow-Through	4600	1,929								
Federal Special Education - Preschool Discretionary	4605									
Federal Special Education - IDEA Flow Through	4620	54,124								
Federal Special Education - IDEA Room & Board	4625									
Federal Special Education - IDEA Discretionary	4630									
Federal Special Education - IDEA - Other (Describe & Itemize)	4699				0	0				
Total Federal Special Education		56,053			0	0				
<b>CTE - PERKINS</b>										
CTE - Perkins-Title III Tech Prep	4770									
CTE - Other (Describe & Itemize)	4799					0				
Total CTE - Perkins		0				0				
Federal - Adult Education	4810									
ARRA - General State Aid - Education Stabilization	4850									
ARRA - Title I - Low Income	4851									
ARRA - Title I - Neglected, Private	4852									
ARRA - Title I - Delinquent, Private	4853									
ARRA - Title I - School Improvement (Part A)	4854									
ARRA - Title I - School Improvement (Section 1003g)	4855									
ARRA - IDEA - Part B - Preschool	4856									
ARRA - IDEA - Part B - Flow-Through	4857									
ARRA - Title III - Technology - Formula	4860									
ARRA - Title III - Technology - Competitive	4861									
ARRA - McKinney - Vento Homeless Education	4862									
ARRA - Child Nutrition Equipment Assistance	4863									
Impact Aid Formula Grants	4864									
Impact Aid Competitive Grants	4865									
Qualified Zone Academy Bond Tax Credits	4866									
Qualified School Construction Bond Credits	4867									
Build America Bond Tax Credits	4868									
Build America Bond Interest Reimbursement	4869									
ARRA - General State Aid - Other Government Services Stabilization	4870									
Other ARRA Funds - II	4871									
Other ARRA Funds - III	4872									



## ESTIMATED RECEIPTS/REVENUES

Description: Enter Whole Numbers Only	Account #	(10) Educational	(20) Operations & Maintenance	(30) Debt Service	(40) Transportation	(50) Municipal Retirement/ Social Security	(60) Capital Projects	(70) Working Cash	(80) Tort	(90) Fire Prevention & Safety
Other ARRA Funds - IV	4873									
Other ARRA Funds - V	4874									
ARRA - Early Childhood	4875									
Other ARRA Funds - VII	4876									
Other ARRA Funds - VIII	4877									
Other ARRA Funds - IX	4878									
Other ARRA Funds - X	4879									
Other ARRA Funds - Ed Job Fund Program	4880									
Total Stimulus Programs		0	0	0	0	0	0		0	0
Race to the Top Program	4901									
Race to the Top - Preschool Expansion Grant	4902									
Title III - Instruction for English Learners & Immigrant Students	4905									
Title III - English Language Acquisition	4909									
McKinney Education for Homeless Children	4920									
Title II - Eisenhower - Professional Development Formula	4930									
Title II - Teacher Quality	4932	8,982								
Federal Charter Schools	4960									
State Assessment Grants	4981									
Grant for State Assessments and Related Activities	4982									
Medicaid Matching Funds - Administrative Outreach	4991									
Medicaid Matching Funds - Fee-For-Service Program	4992									
Other Restricted Grants Received from Federal Government through State (Describe & Itemize)	4998	408,470	388,400							
Total Restricted Grants-In-Aid Received from Federal Govt. Thru the State		705,975	388,400	0	0	0	0		0	0
TOTAL RECEIPTS/REVENUES FROM FEDERAL SOURCES	4000	717,802	388,400	0	0	0	0	0	0	0
TOTAL DIRECT RECEIPTS/REVENUES (without Student Activity Funds 1799)		1,791,633	493,800	21,532	78,150	91,000	0	11,600	157,000	11,800
TOTAL DIRECT RECEIPTS/REVENUES (with Student Activity Funds 1799)		1,818,144								

## ESTIMATED DISBURSEMENTS/EXPENDITURES

Description: Enter Whole Numbers Only	Funct #	(100) Salaries	(200) Employee Benefits	(300) Purchased Services	(400) Supplies & Materials	(500) Capital Outlay	(600) Other Objects	(700) Non-Capitalized Equipment	(800) Termination Benefits	(900) Total
<b>10 - EDUCATIONAL FUNDS (ED)</b>										
<b>INSTRUCTION (ED)</b>	<b>1000</b>									
Regular Programs	1100	767,531	128,626	17,705	31,199			24,630		989,691
Tuition Payment to Charter Schools	1115									0
Pre-K Programs	1125	18,6075	19756							205,831
Special Education Programs (Functions 1200 - 1220)	1200									0
Special Education Programs Pre-K	1225	115,000	8,840							123,840
Remedial and Supplemental Programs K-12	1250									0
Remedial and Supplemental Programs Pre-K	1275									0
Adult/Continuing Education Programs	1300									0
CTE Programs	1400									0
Intermediate Programs	1500									0
Summer School Programs	1600	28,000	2,475							30,475
Gifted Programs	1650									0
Driver's Education Programs	1700									0
Bilingual Programs	1800									0
Trauma Alternative & Optional Programs	1900									0
Pre-K Programs - Private Tuition	1910									0
Regular K-12 Programs Private Tuition	1911									0
Special Education Programs K-12 Private Tuition	1912									0
Special Education Programs Pre-K Tuition	1913									0
Remedial/Supplemental Programs K-12 Private Tuition	1914									0
Remedial/Supplemental Programs Pre-K Private Tuition	1915									0
Adult/Continuing Education Programs Private Tuition	1916									0
CTE Programs Private Tuition	1917									0
Intermediate Programs Private Tuition	1918									0
Summer School Programs Private Tuition	1919									0
Gifted Programs Private Tuition	1920									0
Bilingual Programs Private Tuition	1921									0
Trauma Alternative/Optional Programs Private Tuition	1922									0
Student Activity Fund Expenditures	1999									0
Total Instructional (Without Student Activity Funds 1599)	1000	1,116,606	159,697	17,705	31,199	0	0	24,630	0	1,349,837
Total Instructional (With Student Activity Funds 1599)	1000	1,116,606	159,697	17,705	31,199	0	0	24,630	0	1,349,837
<b>SUPPORT SERVICES (ED)</b>										
<b>SUPPORT SERVICES - Pupil</b>	<b>2000</b>									
Attendance & Social Work Services	2100			10,000						10,000
Guidance Services	2120									0
Health Services	2130	28,211								28,211
Psychological Services	2140									0
Speech Pathology & Audiology Services	2150									0
Other Support Services - Pupils (Describe & Itemize)	2190									0
Total Support Services - Pupil	2100	28,211	0	10,000	0	0	0	0	0	38,211
<b>SUPPORT SERVICES - Instructional Staff</b>										
Improvement of Instruction Services	2200									0
Educational Media Services	2210	3,524		5,458						8,982
Assessment & Testing	2220									0
Total Support Services - Instructional Staff	2200	3,524	0	5,458	0	0	0	0	0	8,982
<b>SUPPORT SERVICES - General Administration</b>										
Board of Education Services	2310									0
Executive Administration Services	2320	43,200	7,150	395						50,745
Special Area Administration Services	2330									0
Total Support Services - General Administration	2300	43,200	7,150	395	0	0	0	0	0	50,745
<b>SUPPORT SERVICES - School Administration</b>										
Office of the Principal Services	2400	19,800								19,800
Other Support Services - School Administration (Describe & Itemize)	2490									0
Total Support Services - School Administration	2400	19,800	0	0	0	0	0	0	0	19,800
<b>SUPPORT SERVICES - Business</b>										
Direction of Business Support Services	2500									0
	2510									0

## ESTIMATED DISBURSEMENTS/EXPENDITURES

Description: Enter Whole Numbers Only	Fund #	(100) Salaries	(200) Employee Benefits	(300) Purchased Services	(400) Supplies & Materials	(500) Capital Outlay	(600) Other Objects	(700) Non-Capitalized Equipment	(800) Termination Benefits	(900) Total
<b>Fiscal Services</b>										
Operation & Maintenance of Plant Services	2520	48,908	4,323							53,231
Pupil Transportation Services	2530				300	4,000				4,300
Food Services	2560	43,016	3,802							46,818
Internal Services	2570									0
<b>Total Support Services - Business</b>	<b>2500</b>	<b>91,924</b>	<b>8,125</b>	<b>0</b>	<b>300</b>	<b>4,000</b>	<b>0</b>	<b>0</b>	<b>0</b>	<b>104,349</b>
<b>Support Services - Central</b>	<b>2600</b>									
Direction of Central Support Services	2610									0
Planning, Research, Development & Evaluation Services	2620									0
Information Services	2630									0
Staff Services	2640									0
Data Processing Services	2660	0	0	0	0	0	0	0	0	0
<b>Total Support Services - Central</b>	<b>2600</b>	<b>0</b>	<b>0</b>	<b>0</b>	<b>0</b>	<b>0</b>	<b>0</b>	<b>0</b>	<b>0</b>	<b>0</b>
<b>Other Support Services (Describe &amp; Itemize)</b>	<b>2900</b>	<b>18,169</b>	<b>1,606</b>				<b>1,500</b>			<b>21,275</b>
<b>Total Support Services</b>	<b>2000</b>	<b>204,828</b>	<b>16,881</b>	<b>15,853</b>	<b>300</b>	<b>4,000</b>	<b>1,500</b>	<b>0</b>	<b>0</b>	<b>243,362</b>
<b>COMMUNITY SERVICES (ED)</b>	<b>3000</b>									<b>0</b>
<b>PAYMENTS TO OTHER DIST &amp; GOVT UNITS (ED)</b>	<b>4000</b>									<b>0</b>
Payments to Regular Programs	4110									0
Payments for Regular Education Programs	4120									0
Payments for Special Education Programs	4130									0
Payments for Adult/Continuing Education Programs	4140									0
Payments for CTE Programs	4170									0
Payments for Community College Programs	4190									0
Other Payments to In-State Govt Units (Describe & Itemize)	4200			0			0			0
Payments for Regular Programs - Tuition	4210									0
Payments for Special Education Programs - Tuition	4220									0
Payments for Adult/Continuing Education Programs - Tuition	4230									0
Payments for CTE Programs - Tuition	4240									0
Payments for Community College Programs - Tuition	4270									0
Payments for Other Programs - Tuition	4280									0
Other Payments to In-State Govt Units (Describe & Itemize)	4290						0			0
<b>Total Payments to Other Dist &amp; Govt Units (In State)</b>	<b>4200</b>						<b>0</b>			<b>0</b>
Payments for Regular Programs - Transfers	4310									0
Payments for Special Education Programs - Transfers	4320									0
Payments for Adult/Continuing Ed Programs - Transfers	4330									0
Payments for CTE Programs - Transfers	4340									0
Payments for Community College Program - Transfers	4370									0
Payments for Other Programs - Transfers	4380									0
Other Payments to In-State Govt Units - Transfers (Describe & Itemize)	4390			0			0			0
<b>Total Payments to Other Dist &amp; Govt Units-Transfers (In State)</b>	<b>4300</b>			<b>0</b>			<b>0</b>			<b>0</b>
Payments to Other Dist & Govt Units (Out of State)	4400									0
<b>DEBT SERVICE (ED)</b>	<b>5000</b>			<b>0</b>			<b>0</b>			<b>0</b>
<b>Debt Service - Interest on Short-Term Debt</b>	<b>5100</b>									
Tax Anticipation Warrants	5110									0
Tax Anticipation Notes	5120									0
Corporate Personal Property Rep/ Tax Anticipation Notes	5130									0
State Aid Anticipation Certificates	5140									0
Other Interest on Short-Term Debt (Describe & Itemize)	5150						0			0
<b>Total Debt Service - Interest on Short-Term Debt</b>	<b>5200</b>						<b>0</b>			<b>0</b>
<b>Total Debt Service</b>	<b>5000</b>						<b>0</b>			<b>0</b>
<b>PROVISION FOR CONTINGENCIES (ED)</b>	<b>6000</b>									<b>0</b>
<b>Total Direct Disbursements/Expenditures (without Student Activity Funds (1999))</b>		<b>1,321,434</b>	<b>176,578</b>	<b>33,558</b>	<b>31,499</b>	<b>4,000</b>	<b>1,500</b>	<b>24,630</b>	<b>0</b>	<b>1,593,199</b>
<b>Total Direct Disbursements/Expenditures (with Student Activity Funds (1999))</b>		<b>1,321,434</b>	<b>176,578</b>	<b>33,558</b>	<b>31,499</b>	<b>4,000</b>	<b>1,500</b>	<b>24,630</b>	<b>0</b>	<b>1,593,199</b>
<b>Excess (Deficiency) or Receipts/Revenues Over Disbursements/Expenditures (Without Student Activity Funds 1999)</b>										<b>198,434</b>
<b>Excess (Deficiency) or Receipts/Revenues Over Disbursements/Expenditures (With Student Activity Funds 1999)</b>										<b>224,945</b>

## ESTIMATED DISBURSEMENTS/EXPENDITURES

Description: Enter Whole Numbers Only	Funct #	(100) Salaries	(200) Employee Benefits	(300) Purchased Services	(400) Supplies & Materials	(500) Capital Outlay	(600) Other Objects	(700) Non-Capitalized Equipment	(800) Termination Benefits	(900) Total
<b>20 - OPERATIONS AND MAINTENANCE FUND (O&amp;M)</b>										
<b>SUPPORT SERVICES (O&amp;M)</b>	<b>2000</b>									
Support Services - Pupil	2100									0
Other Support Services - Pupils (Describe & Itemize)	2190									0
<b>Support Services - Business</b>	<b>2500</b>									0
Direction of Business Support Services	2510									0
Facilities Acquisition & Construction Services	2530									0
Operation & Maintenance of Plant Services	2540	74,400	6,578		32,000	309,732		15,900		438,610
Pupil Transportation Services	2550									0
Food Services	2560									0
Total Support Services - Business	2500	74,400	6,578	0	32,000	309,732	0	15,900	0	438,610
Other Support Services (Describe & Itemize)	2900									0
Total Support Services	2000	74,400	6,578	0	32,000	309,732	0	15,900	0	438,610
<b>COMMUNITY SERVICES (O&amp;M)</b>	<b>3000</b>									0
<b>PAYMENTS TO OTHER DIST &amp; GOVT UNITS (O&amp;M)</b>	<b>4000</b>									
Payments to Other Dist & Govt Units (In-State)	4100									0
Payments for Regular Programs	4110									0
Payments for Special Education Programs	4120									0
Payments for CTE Program	4140									0
Other Payments to In-State Govt Units (Describe & Itemize)	4190									0
Total Payments to Other Dist & Govt Units (In-State)	4100			0			0			0
Payments to Other Dist & Govt Units (Out of State) 14	4400									0
Total Payments to Other Dist & Govt Unit	4000			0			0			0
<b>DEBT SERVICE (O&amp;M)</b>	<b>5000</b>									
Debt Service - Interest on Short-Term Debt	5100									0
Tax Anticipation Warrants	5110									0
Tax Anticipation Notes	5120									0
Corporate Personal Prop Regl Tax Anticipation Notes	5130									0
Surety Anticipation Certificates	5140									0
Other Interest on Short-Term Debt (Describe & Itemize)	5150									0
Total Debt Service - Interest on Short-Term Debt	5100						0			0
Debt Service - Interest on Long-Term Debt	5200									0
Total Debt Service	5000						0			0
<b>PROVISION FOR CONTINGENCIES (O&amp;M)</b>	<b>6000</b>									0
Total Direct Disbursements/Expenditures		74,400	6,578	0	32,000	309,732	0	15,900	0	438,610
Excess (Deficiency) of Receipts/Revenues Over Disbursements/Expenditures										55,190
<b>30 - DEBT SERVICE FUND (DS)</b>										
<b>PAYMENTS TO OTHER DIST &amp; GOVT UNITS (DS)</b>	<b>4000</b>									
Payments to Other Dist & Govt Units (In-State)	4100									
Payments for Regular Programs	4110									
Payments for Special Education Programs	4120									
Other Payments to In-State Govt Units (Describe & Itemize)	4190									
Total Payments to Other Dist & Govt Units (In-State)	4000						0			0
<b>DEBT SERVICE (DS)</b>	<b>5000</b>									
Debt Service - Interest on Short-Term Debt	5100									
Tax Anticipation Warrants	5110									0
Tax Anticipation Notes	5120									0
Corporate Personal Prop Regl Tax Anticipation Notes	5130									0
Surety Anticipation Certificates	5140									0
Other Interest on Short-Term Debt (Describe & Itemize)	5150						0			0
Total Debt Service - Interest on Short-Term Debt	5100						0			0
Debt Service - Interest on Long-Term Debt	5200									0
Debt Service - Payment of Principal on Long-Term Debt 15 (lease/Purchase Principal Retired)	5300									0



## ESTIMATED DISBURSEMENTS/EXPENDITURES

Description: Enter Whole Numbers Only		Funct #	(100) Salaries	(200) Employee Benefits	(300) Purchased Services	(400) Supplies & Materials	(500) Capital Outlay	(600) Other Objects	(700) Non-Capitalized Equipment	(800) Termination Benefits	(900) Total
Debt Service Other (Describe & Itemize)		5400									21,532
Total Debt Service		5000			21,532			0			21,532
PROVISION FOR CONTINGENCIES (DS)		6000						0			0
Total Direct Disbursements/Expenditures					21,532			0			21,532
Excess (Deficiency) of Receipts/Revenues Over Disbursements/Expenditures											0
<b>40 - TRANSPORTATION FUND (TR)</b>											
<b>SUPPORT SERVICES (TR)</b>		<b>2000</b>									
Support Services - Pupils		2100									
Other Support Services - Pupils (Describe & Itemize)		2190									0
<b>Support Services - Business</b>											
Pupil Transportation Services		2250									49,085
Other Support Services (Describe & Itemize)		2300	4,500	2,891	27,280	8,000			6,414		0
Total Support Services		2000	4,500	2,891	27,280	8,000	0	0	6,414	0	49,085
<b>COMMUNITY SERVICES (TR)</b>		<b>3000</b>									0
<b>PAYMENTS TO OTHER DIST &amp; GOVT UNITS (TR)</b>		<b>4000</b>									
Payments to Other Dist & Govt Units (In-State)		4100									0
Payments for Regular Program		4110									0
Payments for Special Education Programs		4120									0
Payments for Adult/Continuing Education Programs		4130									0
Payments for CTE Programs		4140									0
Payments for Community College Programs		4170									0
Other Payments to In-State Govt Units (Describe & Itemize)		4190			0						0
Total Payments to Other Dist & Govt Units (In-State)		4100			0			0			0
Payments to Other Dist & Govt Units (Out-of-State) (Describe & Itemize)		4400									0
Total Payments to Other Dist & Govt Units		4000			0			0			0
<b>DEBT SERVICE (TR)</b>		<b>5000</b>									
Debt Service - Interest on Short-Term Debt		5100									0
Tax Anticipation Warrants		5110									0
Tax Anticipation Notes		5120									0
Corporate Personal Prop Real Tax Anticipation Notes		5130									0
State Aid Anticipation Certificates		5140									0
Other Interest on Short-Term Debt (Describe and Itemize)		5150						0			0
Total Debt Service - Interest On Short-Term Debt		5100						0			0
Debt Service - Interest on Long-Term Debt		5200									
Debt Service - Payments of Principal on Long-Term Debt 15 (Lease/Purchase Principal Retired)		5300									0
Debt Service - Other (Describe and Itemize)		5400									0
Total Debt Service		5000						0			0
<b>PROVISION FOR CONTINGENCIES (TR)</b>		<b>6000</b>									0
Total Direct Disbursements/Expenditures			4,500	2,891	27,280	8,000	0	0	6,414	0	49,085
Excess (Deficiency) of Receipts/Revenues Over Disbursements/Expenditures											29,065
<b>50 - MUNICIPAL RETIREMENT/SOC SEC FUND (MUNSS)</b>											
<b>INSTRUCTION (MUNSS)</b>		<b>1000</b>									
Regular Program		1100		11,346							11,346
Pre-K Programs		1125									0
Special Education Programs (Functions 1200-1220)		1200		14,765							14,765
Special Education Programs Pre-K		1225									0
Remedial and Supplemental Programs K-12		1250		13,824							13,824
Remedial and Supplemental Programs Pre-K		1275									0
Adult/Continuing Education Programs		1300									0
CTE Programs		1400									0
Interscholastic Programs		1500		742							742

ESTIMATED DISBURSEMENTS/EXPENDITURES

Description: Enter Whole Numbers Only	Funct #	(100) Salaries	(200) Employee Benefits	(300) Purchased Services	(400) Supplies & Materials	(500) Capital Outlay	(600) Other Objects	(700) Non-Capitalized Equipment	(800) Termination Benefits	(900) Total
Summer School Programs	1600									0
Gifted Programs	1650									0
Driver's Education Programs	1700									0
Bilingual Programs	1800									0
Traum Alternative & Optional Programs	1900									0
Total Instruction	1000		40,677							40,677
<b>SUPPORT SERVICES (M/R/S)</b>	<b>2000</b>									
<b>Support Services - Pupil</b>	<b>2100</b>									
Attendance & Social Work Services	2110									0
Guidance Services	2120									0
Health Services	2130		841							841
Psychological Services	2140									0
Speech Pathology & Audiology Services	2150									0
Other Support Services - Pupils (Describe & Itemize)	2190									0
Total Support Services - Pupil	2100		841							841
<b>Support Services - Instructional Staff</b>	<b>2200</b>									
Improvement of Instruction Services	2210									0
Educational Media Services	2220		294							294
Assessment & Testing	2230									0
Total Support Services - Instructional Staff	2200		294							294
<b>Support Services - General Administration</b>	<b>2300</b>									
Board of Education Services	2310		841							841
Executive Administration Services	2320		1,036							1,036
Special Area Administrative Services	2330									0
Claims Paid from Self Insurance Fund	2361									0
Workers' Compensation or Workers' Occupation Disease Acts Payments	2362									0
Unemployment Insurance Payments	2363									0
Insurance Payments (regular or self-insurance)	2364									0
Risk Management and Claims Services Payments	2365									0
Judgment and Settlements	2366									0
Educational, Inspection, Supervisory Serv. Related to Loss Prevention or Reduction	2367									0
Reciprocal Insurance Payments	2369									0
Total Support Services - General Administration	2300		1,877							1,877
<b>Support Services - School Administration</b>	<b>2400</b>									
Office of the Principal Services	2410		5,975							5,975
Other Support Services - School Administration (Describe & Itemize)	2490		5,975							5,975
Total Support Services - School Administration	2400									
<b>Support Services - Business</b>	<b>2500</b>									
Direction of Business Support Services	2510									0
Fiscal Services	2520		2,702							2,702
Facilities Acquisition & Construction Services	2530									0
Operation & Maintenance of Plant Service	2540		12,585							12,585
Pupil Transportation Services	2550		3,097							3,097
Food Services	2560		22,534							22,534
Internal Services	2570									0
Total Support Services - Business	2500		40,918							40,918
<b>Support Services - Central</b>	<b>2600</b>									
Direction of Central Support Services	2610									0
Planning, Research, Development & Evaluation Services	2620									0
Information Services	2630									0
Staff Services	2640									0
Data Processing Services	2660		0							0
Total Support Services - Central	2600		0							0
<b>Other Support Services (Describe &amp; Itemize)</b>	<b>2900</b>									
Total Support Services	2900									0
<b>COMMUNITY SERVICES (M/R/S)</b>	<b>3000</b>									
PAYMENTS TO OTHER DIST & GOVT UNITS (M/R/S)	4000		49,905							49,905
Payments for Regular Programs	4110									0

ESTIMATED DISBURSEMENTS/EXPENDITURES

Description: Enter Whole Numbers Only	Funct #	(100) Salaries	(200) Employee Benefits	(300) Purchased Services	(400) Supplies & Materials	(500) Capital Outlay	(600) Other Objects	(700) Non-Capitalized Equipment	(800) Termination Benefits	(900) Total
Payments for Special Education Programs	4120									
Payments for CTE Programs	4140									
Total Payments to Other Dist & Govt Units	4000		0							0
<b>DEBT SERVICE (MR/SS)</b>	<b>5000</b>									
Debt Service - Interest on Short-Term Debt	5100									
Tax Anticipation Warrants	5110									0
Tax Anticipation Notes	5120									0
Corporate Personal Prop Rep'l Tax Anticipation Notes	5130									0
State Aid Anticipation Certificates	5140									0
Other (Describe & Itemize)	5150						0			0
Total Debt Service	5000						0			0
<b>PROVISION FOR CONTINGENCIES (MR/SS)</b>	<b>6000</b>									
Total Direct Disbursements/Expenditures			90,582				0			90,582
Excess (Deficiency) of Receipts/Revenues Over Disbursements/Expenditures										418
<b>60 - CAPITAL PROJECTS (CP)</b>	<b>2000</b>									
<b>SUPPORT SERVICES (CP)</b>										
Support Services - Business										
Facilities Acquisition & Construction Services	2530									0
Other Support Services (Describe & Itemize)	2900									0
Total Support Services	2000	0	0	0	0	0	0	0	0	0
<b>PAYMENTS TO OTHER DIST &amp; GOVT UNITS (CP)</b>	<b>4000</b>									
Payments to Other Dist & Govt Units (In-State)	4100									0
Payments to Regular Programs	4110									0
Payment for Special Education Programs	4120									0
Payment for CTE Programs	4140									0
Payments to Other Govt Units (In-State) (Describe & Itemize)	4190			0			0			0
Total Payments to Other Districts & Govt Units	4000			0			0			0
<b>PROVISION FOR CONTINGENCIES (CP)</b>	<b>6000</b>									
Total Direct Disbursements/Expenditures		0	0	0	0	0	0	0	0	0
Excess (Deficiency) of Receipts/Revenues Over Disbursements/Expenditures										0
<b>70 WORKING CASH FUND (WC)</b>										
<b>80 - TORT FUND (TF)</b>	<b>1000</b>									
<b>INSTRUCTION (TF)</b>										
Regular Programs	1100									0
Tuition Payment to Charter Schools	1115									0
Pre-K Programs	1125									0
Special Education Programs (Functions 1200 - 1220)	1200									0
Special Education Programs Pre-K	1225									0
Remedial and Supplemental Programs K-12	1250									0
Remedial and Supplemental Programs Pre-K	1275									0
Adult/Continuing Education Programs	1300									0
CTE Programs	1400									0
Interdisciplinary Programs	1500									0
Summer School Programs	1600									0
Gifted Programs	1650									0
Driver's Education Programs	1700									0
Bilingual Programs	1800									0
Traumatized Alternative & Optional Programs	1900									0
Pre-K Programs - Private Tuition	1910									0
Regular K-12 Programs Private Tuition	1911									0
Special Education Programs K-12 Private Tuition	1912									0
Special Education Programs Pre-K Private Tuition	1913									0
Remedial/Supplemental Programs K-12 Private Tuition	1914									0
Remedial/Supplemental Programs Pre-K Private Tuition	1915									0



## ESTIMATED DISBURSEMENTS/EXPENDITURES

Description: Enter Whole Numbers Only	Funct #	(100) Salaries	(200) Employee Benefits	(300) Purchased Services	(400) Supplies & Materials	(500) Capital Outlay	(600) Other Objects	(700) Non-Capitalized Equipment	(800) Termination Benefits	(900) Total
Adult/Continuing Education Programs Private Tuition	1916									0
CTE Programs Private Tuition	1917									0
Intercollegiate Programs Private Tuition	1918									0
Summer School Programs Private Tuition	1919									0
Gifted Programs Private Tuition	1920									0
Bilingual Programs Private Tuition	1921									0
Transits Alternative Op Ed Programs Private Tuition	1922									0
Total Instructional	1000	0	0	0	0	0	0	0	0	0
<b>SUPPORT SERVICES (TP)</b>	<b>2000</b>									
<b>SUPPORT SERVICES - Pupil</b>	<b>2100</b>									
Attendance & Social Work Services	2110									0
Guidance Services	2120									0
Health Services	2130									0
Psychological Services	2140									0
Speech Pathology & Audiology Services	2150			8,736						8,736
Other Support Services - Pupils (Describe & Itemize)	2190									0
Total Support Services - Pupil	2100	0	0	8,736	0	0	0	0	0	8,736
<b>SUPPORT SERVICES - Instructional Staff</b>	<b>2200</b>									
Improvement of Instruction Services	2210									0
Educational Media Services	2220									0
Assessment & Testing	2230									0
Total Support Services - Instructional Staff	2200	0	0	0	0	0	0	0	0	0
<b>SUPPORT SERVICES - General Administration</b>	<b>2300</b>									
Board of Education Services	2310	8,000								8,000
Executive Administration Services	2320	9,000	1,032							10,032
Special Area Administration Services	2330									0
Claims Paid from Self Insurance Fund	2361									0
Risk Management and Claims Services Payments	2365			6,479						6,479
Total Support Services - General Administration	2300	17,000	1,032	6,479	0	0	0	0	0	24,511
<b>SUPPORT SERVICES - School Administration</b>	<b>2400</b>									
Office of the Principal Services	2410	13,500	1,500							15,000
Other Support Services - School Administration (Describe & Itemize)	2490									0
Total Support Services - School Administration	2400	13,500	1,500	0	0	0	0	0	0	15,000
<b>SUPPORT SERVICES - Business</b>	<b>2500</b>									
Direction of Business Support Services	2510									0
Fiscal Services	2520									0
Operation & Maintenance of Plant Services	2540	12,803								12,803
Pupil Transportation Services	2550	5,220								5,220
Food Services	2560									0
Internal Services	2570									0
Total Support Services - Business	2500	18,023	0	0	0	0	0	0	0	18,023
<b>SUPPORT SERVICES - Central</b>	<b>2600</b>									
Direction of Central Support Services	2610									0
Planning, Research, Development & Evaluation Services	2620									0
Information Services	2630									0
Staff Services	2640									0
Data Processing Services	2660		0	0						0
Total Support Services - Central	2600	0	0	0	0	0	0	0	0	0
Other Support Services (Describe & Itemize)	2900									0
Total Support Services	2000	48,523	2,532	13,215	0	0	0	0	0	66,270
<b>COMMUNITY SERVICES (TP)</b>	<b>3000</b>									
<b>PAYMENTS TO OTHER DIST &amp; GOVT UNITS (TP)</b>	<b>4000</b>									
Payments to Other Dist & Govt Units (In-State)	4100									0
Payments for Regular Programs	4110									0
Payments for Special Education Programs	4120									0
Payments for Adult/Continuing Education Programs	4130									0
Payments for CTE Programs	4140									0
Payments for Community College Programs	4170									0
Other Payments to In-State Govt Units (Describe & Itemize)	4190									0

## ESTIMATED DISBURSEMENTS/EXPENDITURES

Description: Enter Whole Numbers Only	Funct #	(100) Salaries	(200) Employee Benefits	(300) Purchased Services	(400) Supplies & Materials	(500) Capital Outlay	(600) Other Objects	(700) Non-Capitalized Equipment	(800) Termination Benefits	(900) Total
Total Payments to Other Dist & Govt Units (In-State)	4100			0			0			0
Payments for Regular Programs - Tuition	4210									0
Payments for Special Education Programs - Tuition	4220									0
Payments for Adult/Continuing Education Programs - Tuition	4230									0
Payments for CTE Programs - Tuition	4240									0
Payments for Community College Programs - Tuition	4270									0
Payments for Other Programs - Tuition	4280									0
Other Payments to In-State Govt Units (Describe & Itemize)	4290									0
Total Payments to Other Dist & Govt Units - Tuition (In State)	4200						0			0
Payments for Regular Programs - Transfers	4310									0
Payments for Special Education Programs - Transfers	4320									0
Payments for Adult/Continuing Ed Programs - Transfers	4330									0
Payments for CTE Programs - Transfers	4340									0
Payments for Community College Program - Transfers	4370									0
Payments for Other Programs - Transfers	4380									0
Other Payments to In-State Govt Units - Transfers (Describe & Itemize)	4390									0
Total Payments to Other Dist & Govt Units-Transfers (In State)	4300			0			0			0
Payments to Other Dist & Govt Units (Out of State)	4400									0
Total Payments to Other Dist & Govt Units	4000			0			0			0
DEBT SERVICE (TP)	5000									
Debt Service - Interest on Short-Term Debt	5110									0
Tax Anticipation Warrants	5130									0
Corporate Personal Property Replacement Tax Anticipation Notes	5150									0
Other Interest on Short-Term Debt (Describe & Itemize)	5000									0
Total Debt Service	5000						0			0
PROVISIONS FOR CONTINGENCIES (TP)	6000									0
Total Direct Disbursements/Expenditures		48,423	2,532	15,215	0	0	0	0	0	66,270
Excess (Deficiency) of Receipts/Revenues Over Disbursements/Expenditures										90,730
90 - FIRE PREVENTION & SAFETY FUND (FP&S)	2000									
SUPPORT SERVICES (FP&S)	2500									
Support Services - Business	2530									0
Facilities Acquisition & Construction Services	2540									0
Operation & Maintenance of Plant Service	2540									0
Total Support Services - Business	2500	0	0	0	0	0	0	0	0	0
Other Support Services (Describe & Itemize)	2000	0	0	0	0	0	0	0	0	0
Total Support Services	2000									0
PAYMENTS TO OTHER DISTRICTS & GOVT UNITS (FP&S)	4000									
Payments to Regular Programs	4110									
Payments to Special Education Programs	4120									
Other Payments to In-State Govt Units (Describe & Itemize)	4190									
Total Payments to Other Districts & Govt Units (TPS)	4000						0			0
DEBT SERVICE (FP&S)	5000									
Debt Service - Interest on Short-Term Debt	5100									0
Tax Anticipation Warrants	5110									0
Other Interest on Short-Term Debt (Describe & Itemize)	5150									0
Total Debt Service - Interest on Short-Term Debt	5100						0			0
Debt Service - Interest on Long-Term Debt	5200									
Debt Service - Payments of Principal on Long-Term Debt 15 (Lease/Purchase Principal Retired)	5300									
Total Debt Service	5000						0			0
PROVISIONS FOR CONTINGENCIES (FP&S)	6000									0
Total Direct Disbursements/Expenditures	6000	0	0	0	0	0	0	0	0	0
Excess (Deficiency) of Receipts/Revenues Over Disbursements/Expenditures										11,800

Description: Enter Whole Numbers Only		Funct #
<b>10 - EDUCATIONAL FUND (ED)</b>		
<b>INSTRUCTION (ED)</b>	<b>1000</b>	
Regular Programs	1100	
Tuition Payment to Charter Schools	1115	
Pre-K Programs	1125	
Special Education Programs (Functions 1200 - 1220)	1200	
Special Education Programs Pre-K	1225	
Kennedial and Supplemental Programs K-12	1250	
Kennedial and Supplemental Programs Pre-K	1275	
Adult/Continuing Education Programs	1300	
CTE Programs	1400	
Interscholastic Programs	1500	
Summer School Programs	1600	
Gifted Programs	1650	
Driver's Education Programs	1700	
Bilingual Programs	1800	
Traut Alternative & Optional Programs	1900	
Pre-K Programs - Private Tuition	1910	
Regular K-12 Programs Private Tuition	1911	
Special Education Programs K-12 Private Tuition	1912	
Special Education Programs Pre-K Tuition	1913	
Kennedial/Supplemental Programs K-12 Private Tuition	1914	
Kennedial/Supplemental Programs Pre-K Private Tuition	1915	
Adult/Continuing Education Programs Private Tuition	1916	
CTE Programs Private Tuition	1917	
Interscholastic Programs Private Tuition	1918	
Summer School Programs Private Tuition	1919	
Gifted Programs Private Tuition	1920	
Bilingual Programs Private Tuition	1921	
Traut's Alternative/Opt Ed Programs Private Tuition	1922	
Student Activity Fund Expenditures	1999	
Total Instruction 14 (Without Student Activity Funds 1999)	1000	
	1000	
<b>SUPPORT SERVICES (ED)</b>	<b>2000</b>	
<b>Support Services - Pupil</b>	<b>2100</b>	
Attendance & Social Work Services	2110	
Guidance Services	2120	
Health Services	2130	
Psychological Services	2140	
Speech Pathology & Audiology Services	2150	
Other Support Services - Pupils (Describe & Itemize)	2190	
Total Support Services - Pupil	2100	
<b>Support Services - Instructional Staff</b>	<b>2200</b>	
Improvement of Instruction Services	2210	
Educational Media Services	2220	
Assessment & Testing	2230	
Total Support Services - Instructional Staff	2200	
<b>Support Services - General Administration</b>	<b>2300</b>	
Board of Education Services	2310	
Executive Administration Services	2320	
Special Area Administration Services	2330	
Tort Immunity Services	2360 - 2370	
Total Support Services - General Administration	2300	
<b>Support Services - School Administration</b>	<b>2400</b>	
Office of the Principal Services	2410	
Other Support Services - School Administration (Describe & Itemize)	2490	
Total Support Services - School Administration	2400	
<b>Support Services - Business</b>	<b>2500</b>	
Direction of Business Support Services	2510	

ESTIMATED DISBURSEMENTS/EXPENDITURES

Description: Enter Whole Numbers Only	Funct #
Fiscal Services	2520
Operation & Maintenance of Plant Services	2540
Pupil Transportation Services	2550
Food Services	2560
Internal Services	2570
<b>Total Support Services - Business</b>	<b>2500</b>
<b>Support Services - Central</b>	<b>2600</b>
Direction of Central Support Services	2610
Planning, Research, Development & Evaluation Services	2620
Information Services	2630
Staff Services	2640
Draft Processing Services	2660
<b>Total Support Services - Central</b>	<b>2600</b>
<b>Other Support Services (Describe &amp; Itemize)</b>	<b>2900</b>
<b>Total Support Services</b>	<b>2000</b>
<b>COMMUNITY SERVICES (ED)</b>	<b>3000</b>
<b>PAYMENTS TO OTHER DIST &amp; GOVT UNITS (ED)</b>	<b>4000</b>
<b>Payments to Other Dist &amp; Govt Units (In-State)</b>	<b>4100</b>
Payments for Regular Programs	4110
Payments for Special Education Programs	4120
Payments for Adult/Continuing Education Programs	4130
Payments for CTE Programs	4140
Payments for Community College Programs	4170
Other Payments to In-State Govt Units (Describe & Itemize)	4190
<b>Total Payments to Other Dist &amp; Govt Units (In-State)</b>	<b>4100</b>
Payments for Regular Programs - Tuition	4210
Payments for Special Education Programs - Tuition	4220
Payments for Adult/Continuing Education Programs - Tuition	4230
Payments for CTE Programs - Tuition	4240
Payments for Community College Programs - Tuition	4270
Payments for Other Programs - Tuition	4280
Other Payments to In-State Govt Units (Describe & Itemize)	4290
<b>Total Payments to Other Dist &amp; Govt Units - Tuition (In State)</b>	<b>4200</b>
Payments for Regular Programs - Transfers	4310
Payments for Special Education Programs - Transfers	4320
Payments for Adult/Continuing Ed Programs - Transfers	4330
Payments for CTE Programs - Transfers	4340
Payments for Community College Programs - Transfers	4370
Payments for Other Programs - Transfers	4380
Other Payments to In-State Govt Units - Transfers (Describe & Itemize)	4390
<b>Total Payments to Other Dist &amp; Govt Units-Transfers (In State)</b>	<b>4300</b>
Payments to Other Dist & Govt Units (Out of State)	4400
<b>Total Payments to Other Dist &amp; Govt Units</b>	<b>4000</b>
<b>DEBT SERVICE (ED)</b>	<b>5000</b>
<b>Debt Service - Interest on Short-Term Debt</b>	<b>5100</b>
Tax Anticipation Warrants	5110
Tax Anticipation Notes	5120
Corporate Personal Property Rep'l Tax Anticipated Notes	5130
State Aid Anticipation Certificates	5140
Other Interest on Short-Term Debt (Describe & Itemize)	5150
<b>Total Debt Service - Interest on Short-Term Debt</b>	<b>5100</b>
<b>Debt Service - Interest on Long-Term Debt</b>	<b>5200</b>
<b>Total Debt Service</b>	<b>5000</b>
<b>PROVISION FOR CONTINGENCIES (ED)</b>	<b>6000</b>
<b>Total Direct Disbursements/Expenditures (Without Student Activity Funds (1999)</b>	
<b>Total Direct Disbursements/Expenditures (With Student Activity Funds (1999)</b>	
<b>Excess (Deficiency) of Receipts/Revenues Over Disbursements/Expenditures (Without Student Activity Funds 1999)</b>	
<b>Excess (Deficiency) of Receipts/Revenues Over Disbursements/Expenditures (With Student Activity Funds 1999)</b>	

Description: Enter Whole Numbers Only	Funct #
<b>20 - OPERATIONS AND MAINTENANCE FUND (O&amp;M)</b>	
<b>SUPPORT SERVICES (O&amp;M)</b>	<b>2000</b>
Support Services - Pupil	2100
Other Support Services - Pupil (Describe & Itemize)	2190
<b>Support Services - Business</b>	<b>2500</b>
Direction of Business Support Services	2510
Facilities Acquisition & Construction Services	2530
Operation & Maintenance of Plant Services	2540
Pupil Transportation Services	2550
Food Services	2560
<b>Total Support Services - Business</b>	<b>2500</b>
<b>Other Support Services (Describe &amp; Itemize)</b>	<b>2900</b>
<b>Total Support Services</b>	<b>2000</b>
<b>COMMUNITY SERVICES (O&amp;M)</b>	<b>3000</b>
<b>PAYMENTS TO OTHER DIST &amp; GOVT UNITS (O&amp;M)</b>	<b>4000</b>
Payments to Other Dist & Govt Units (In-State)	4100
Payments for Regular Programs	4110
Payments for Special Education Programs	4120
Payments for CTE Program	4140
Other Payments to In-State Govt Units (Describe & Itemize)	4190
Total Payments to Other Dist & Govt Units (In-State)	4100
Payments to Other Dist & Govt Units (Out of State) 14	4400
<b>Total Payments to Other Dist &amp; Govt Units</b>	<b>4000</b>
<b>DEBT SERVICE (O&amp;M)</b>	<b>5000</b>
<b>Debt Service - Interest on Short-Term Debt</b>	<b>5100</b>
Tax Anticipation Warrants	5110
Tax Anticipation Notes	5120
Corporate Personal Prop Repl Tax Anticipation Notes	5130
State Aid Anticipation Certificates	5140
Other Interest on Short-Term Debt (Describe & Itemize)	5150
<b>Total Debt Service - Interest on Short-Term Debt</b>	<b>5100</b>
<b>Debt Service - Interest on Long-Term Debt</b>	<b>5200</b>
<b>Total Debt Service</b>	<b>5000</b>
<b>PROVISION FOR CONTINGENCIES (O&amp;M)</b>	
<b>Total Direct Disbursements/Expenditures</b>	<b>6000</b>
<b>Excess (Deficiency) of Receipts/Revenue Over Disbursements/Expenditures</b>	
<b>30 - DEBT SERVICE FUND (DS)</b>	<b>4000</b>
<b>PAYMENTS TO OTHER DIST &amp; GOVT UNITS (DS)</b>	<b>4100</b>
Payments to Other Dist & Govt Units (In-State)	4110
Payments for Regular Programs	4120
Payments for Special Education Programs	4190
Other Payments to In-State Govt Units (Describe & Itemize)	4200
<b>Total Payments to Other Dist &amp; Govt Units (In-State)</b>	<b>5000</b>
<b>DEBT SERVICE (DS)</b>	<b>5100</b>
<b>Debt Service - Interest on Short-Term Debt</b>	<b>5110</b>
Tax Anticipation Warrants	5120
Tax Anticipation Notes	5130
Corporate Personal Prop Repl Tax Anticipation Notes	5140
State Aid Anticipation Certificates	5150
<b>Total Interest on Short-Term Debt (Describe &amp; Itemize)</b>	<b>5100</b>
<b>Debt Service - Interest on Long-Term Debt</b>	<b>5200</b>
<b>Total Debt Service - Payments of Principal on Long-Term Debt 15 (Lease/Purchase Principal Netted)</b>	<b>5300</b>

## ESTIMATED DISBURSEMENTS/EXPENDITURES

Description: Enter Whole Numbers Only	Funct #
Debt Service Other (Describe & Itemize)	5400
Total Debt Service	5000
<b>PROVISION FOR CONTINGENCIES (DS)</b>	<b>6000</b>
Total Direct Disbursements/Expenditures	
Excess (Deficiency) of Receipts/Revenues Over Disbursements/Expenditures	
<b>40 - TRANSPORTATION FUND (TR)</b>	
<b>SUPPORT SERVICES (TR)</b>	<b>2000</b>
Support Services - Pupils	2100
Other Support Services - Pupils (Describe & Itemize)	2190
Support Services - Business	
Pupil Transportation Services	2350
Other Support Services (Describe & Itemize)	2900
Total Support Services	2000
<b>COMMUNITY SERVICES (TR)</b>	<b>3000</b>
<b>PAYMENTS TO OTHER DIST &amp; GOVT UNITS (TR)</b>	<b>4000</b>
Payments to Other Dist & Govt Units (In-State)	4100
Payments to Regular Program	4110
Payments for Special Education Programs	4120
Payments for Adult/Continuing Education Programs	4130
Payments for CTE Programs	4140
Payments for Community College Programs	4170
Other Payments to In-State Govt Units (Describe & Itemize)	4190
Total Payments to Other Dist & Govt Units (In-State)	4100
Payments to Other Dist & Govt Units (Out-of-State) (Describe & Itemize)	4400
Total Payments to Other Dist & Govt Units	4000
<b>DEBT SERVICE (TR)</b>	<b>5000</b>
Debt Service - Interest on Short-Term Debt	5100
Tax Anticipation Warrants	5110
Tax Anticipation Notes	5120
Corporate Personal Prop Repl. Tax Anticipation Notes	5130
Surety Aid Anticipation Certificates	5140
Other Interest on Short-Term Debt (Describe and Itemize)	5150
Total Debt Service - Interest On Short-Term Debt	5100
Debt Service - Interest on Long-Term Debt	5200
Debt Service - Payments of Principal on Long-Term Debt 15 (Lease/Purchase Principal Retired)	5300
Debt Service - Other (Describe and Itemize)	5400
Total Debt Service	5000
<b>PROVISION FOR CONTINGENCIES (TR)</b>	<b>6000</b>
Total Direct Disbursements/Expenditures	
Excess (Deficiency) of Receipts/Revenues Over Disbursements/Expenditures	
<b>50 - MUNICIPAL RETIREMENT/SOC SEC FUND (MR/SS)</b>	
<b>INSTRUCTION (MR/SS)</b>	<b>1000</b>
Regular Program	1100
Pre-K Programs	1125
Special Education Programs (Functions 1200-1220)	1200
Special Education Programs Pre-K	1225
Remedial and Supplemental Programs K-12	1250
Remedial and Supplemental Programs Pre-K	1275
Adult/Continuing Education Programs	1300
CTE Programs	1400
Interscholastic Programs	1500

Description: Enter Whole Numbers Only	Funct #
Summer School Programs	1600
Cited Programs	1650
Driver's Education Programs	1700
Bilingual Programs	1800
Truant Alternative & Optional Programs	1900
Total Instruction	1000
<b>SUPPORT SERVICES (M/Q/S)</b>	<b>2000</b>
<b>Support Services - Pupil</b>	<b>2100</b>
Attendance & Social Work Services	2110
Guidance Services	2120
Health Services	2130
Psychological Services	2140
Speech Pathology & Audiology Services	2150
Other Support Services - Pupils (Describe & Itemize)	2190
Total Support Services - Pupil	2100
<b>Support Services - Instructional Staff</b>	<b>2200</b>
Improvement of Instruction Services	2210
Educational Media Services	2220
Assessment & Testing	2230
Total Support Services - Instructional Staff	2200
<b>Support Services - General Administration</b>	<b>2300</b>
Board of Education Services	2310
Executive Administration Services	2320
Special Area Administrative Services	2330
Claims Paid from Self Insurance Fund	2361
Workers' Compensation or Workers' Occupation Disease Acts Payments	2362
Unemployment Insurance Payments	2363
Insurance Payments (Regular or self-insurance)	2364
Risk Management and Claims Services Payments	2365
Judgment and Settlements	2366
Edental, Inquest, Supervisory Serv. Related to Loss Prevention or Reduction	2367
Reciprocal Insurance Payments	2368
Legal Service	2369
Total Support Services - General Administration	2300
<b>Support Services - School Administration</b>	<b>2400</b>
Office of the Principal Services	2410
Other Support Services - School Administration (Describe & Itemize)	2490
Total Support Services - School Administration	2400
<b>Support Services - Business</b>	<b>2500</b>
Direction of Business Support Services	2510
Fiscal Services	2520
Facilities Acquisition & Construction Services	2530
Operation & Maintenance of Plant Service	2540
Pupil Transportation Services	2550
Food Services	2560
Internal Services	2570
Total Support Services - Business	2500
<b>Support Services - Central</b>	<b>2600</b>
Direction of Central Support Services	2610
Planning, Research, Development & Evaluation Services	2620
Information Services	2630
Shift Services	2640
Data Processing Services	2660
Total Support Services - Central	2600
<b>Other Support Services (Describe &amp; Itemize)</b>	<b>2900</b>
Total Support Services	2000
<b>COMMUNITY SERVICES (M/R/S)</b>	<b>3000</b>
<b>PAYMENTS TO OTHER DIST &amp; GOVT UNITS (M/R/S)</b>	<b>4000</b>
Payments for Regular Programs	4110



Description: Enter Whole Numbers Only	Funct #
Payments for Special Education Programs	4120
Payments for CTE Programs	4140
Total Payments to Other Dist & Govt Units	4000
<b>DEBT SERVICE (MR/SS)</b>	<b>5000</b>
<b>Debt Service - Interest on Short-Term Debt</b>	<b>5100</b>
Tax Anticipation Warrants	5110
Tax Anticipation Notes	5120
Composite Personal Prop Repl Tax Anticipation Notes	5130
State Aid Anticipation Certificates	5140
Other (Describe & Itemize)	5150
Total Debt Service	5000
<b>PROVISION FOR CONTINGENCIES (MR/SS)</b>	<b>6000</b>
Total Direct Disbursements/Expenditures	
Excess (Deficiency) of Receipts/Revenues Over Disbursements/Expenditures	
<b>60 - CAPITAL PROJECTS (CP)</b>	<b>2000</b>
<b>SUPPORT SERVICES (CP)</b>	
<b>Support Services - Business</b>	
Facilities Acquisition & Construction Services	2330
Other Support Services (Describe & Itemize)	2900
Total Support Services	2000
<b>PAYMENTS TO OTHER DIST &amp; GOVT UNITS (CP)</b>	<b>4000</b>
Payments to Other Dist & Govt Units (In-State)	4100
Payments to Regular Programs	4110
Payment for Special Education Programs	4120
Payment for CTE Programs	4140
Payments to Other Govt Units (In-State) (Describe & Itemize)	4190
Total Payments to Other District & Govt Units	4000
<b>PROVISION FOR CONTINGENCIES (CP)</b>	<b>6000</b>
Total Direct Disbursements/Expenditures	
Excess (Deficiency) of Receipts/Revenues Over Disbursements/Expenditures	
<b>70 WORKING CASH FUND (WC)</b>	
<b>80 - TORT FUND (TF)</b>	
<b>INSTRUCTION (TF)</b>	<b>1000</b>
Regular Programs	1100
Tuition Payment to Charter Schools	1115
Pre-K Programs	1125
Special Education Programs (Functions 1200 - 1220)	1200
Special Education Programs Pre-K	1225
Kennedial and Supplemental Programs K-12	1250
Kennedial and Supplemental Programs Pre-K	1275
Adult/Continuing Education Programs	1300
CTE Programs	1400
Interscholastic Programs	1500
Summer School Programs	1600
Gifted Programs	1650
Driver's Education Programs	1700
Bilingual Programs	1800
Talent Alternative & Optional Programs	1900
Pre-K Programs - Private Tuition	1910
Regular K-12 Programs Private Tuition	1911
Special Education Programs K-12 Private Tuition	1912
Special Education Programs Pre-K Tuition	1913
Kennedial/Supplemental Programs K-12 Private Tuition	1914
Kennedial/Supplemental Programs Pre-K Private Tuition	1915

Description: Enter Whole Numbers Only		Funct #
Adult/Continuing Education Programs Private Tuition		1916
CTE Programs Private Tuition		1917
Intercollegistic Programs Private Tuition		1918
Summer School Programs Private Tuition		1919
Gifted Programs Private Tuition		1920
Bilingual Programs Private Tuition		1921
Trauma Alternative/Op Ed Programs Private Tuition		1922
<b>Total Instructional</b>		<b>1000</b>
<b>SUPPORT SERVICES (TP)</b>		<b>2000</b>
<b>Support Services - Pupil</b>		<b>2100</b>
Attendance & Social Work Services		2110
Guidance Services		2120
Health Services		2130
Psychological Services		2140
Speech Pathology & Audiology Services		2150
Other Support Services - Pupil (Describe & Itemize)		2190
<b>Total Support Services - Pupil</b>		<b>2100</b>
<b>Support Services - Instructional Staff</b>		<b>2200</b>
Improvement of Instruction Services		2210
Educational Media Services		2220
Assessment & Testing		2230
<b>Total Support Services - Instructional Staff</b>		<b>2200</b>
<b>Support Services - General Administration</b>		<b>2300</b>
Board of Education Services		2310
Executive Administration Services		2320
Special Area Administration Services		2330
Claims Paid from Self Insurance Fund		2361
Risk Management and Claims Services Payments		2365
<b>Total Support Services - General Administration</b>		<b>2300</b>
<b>Support Services - School Administration</b>		<b>2400</b>
Office of the Principal Services		2410
Other Support Services - School Administration (Describe & Itemize)		2490
<b>Total Support Services - School Administration</b>		<b>2400</b>
<b>Support Services - Business</b>		<b>2500</b>
Direction of Business Support Services		2510
Fiscal Services		2520
Operation & Maintenance of Plant Services		2540
Pupil Transportation Services		2550
Food Services		2560
Internal Services		2570
<b>Total Support Services - Business</b>		<b>2500</b>
<b>Support Services - Central</b>		<b>2600</b>
Direction of Central Support Services		2610
Planning, Research, Development & Evaluation Services		2620
Information Services		2630
Staff Services		2640
Data Processing Services		2660
<b>Total Support Services - Central</b>		<b>2600</b>
<b>Other Support Services (Describe &amp; Itemize)</b>		<b>2900</b>
<b>Total Support Services</b>		<b>2000</b>
<b>COMMUNITY SERVICES (TP)</b>		<b>3000</b>
<b>PAYMENTS TO OTHER DIST &amp; GOVT UNITS (TP)</b>		<b>4000</b>
<b>PAYMENTS TO OTHER DIST &amp; GOVT UNITS (In-State)</b>		<b>4100</b>
Payments for Regular Programs		4110
Payments for Special Education Programs		4120
Payments for Adult/Continuing Education Programs		4130
Payments for CTE Programs		4140
Payments for Community College Programs		4170
Other Payments to In-State Govt Units (Describe & Itemize)		4190

## ESTIMATED DISBURSEMENTS/EXPENDITURES

Description: Enter Whole Numbers Only	Funct #
Total Payments to Other Dist & Govt Units (In-State)	4100
Payments for Regular Programs - Tuition	4210
Payments for Special Education Programs - Tuition	4220
Payments for Adult/Continuing Education Programs - Tuition	4230
Payments for CTE Programs - Tuition	4240
Payments for Community College Programs - Tuition	4270
Payments for Other Programs - Tuition	4280
Other Payments to In-State Govt Units (Describe & Itemize)	4290
Total Payments to Other Dist & Govt Units - Tuition (In State)	4200
Payments for Regular Programs - Transfers	4310
Payments for Special Education Programs - Transfers	4320
Payments for Adult/Continuing Ed Programs - Transfers	4330
Payments for CTE Programs - Transfers	4340
Payments for Community College Program - Transfers	4370
Payments for Other Programs - Transfers	4380
Other Payments to In-State Govt Units - Transfers (Describe & Itemize)	4390
Total Payments to Other Dist & Govt Units-Transfers (In State)	4300
Payments to Other Dist & Govt Units (Out of State)	4400
Total Payments to Other Dist & Govt Units	4000
DEBT SERVICE (TF)	5000
Debt Service - Interest on Short-Term Debt	
Tax Anticipation Warrants	5110
Corporate Personal Property Replacement Tax Anticipation Notes	5130
Other Interest or Short-Term Debt (Describe & Itemize)	5150
Total Debt Service	5000
PROVISION FOR CONTINGENCIES (TF)	6000
Total Direct Disbursements/Expenditures	
Excess (Deficiency) of Receipts/Revenues Over Disbursements/Expenditures	
90 - FIRE PREVENTION & SAFETY FUND (FP&S)	
SUPPORT SERVICES (FP&S)	2000
Support Services - Business	2500
Facilities Acquisition & Construction Services	2530
Operation & Maintenance of Plant Service	2540
Total Support Services - Business	2500
Other Support Services (Describe & Itemize)	2900
Total Support Services	2000
PAYMENTS TO OTHER DISTRICTS & GOVT UNITS (FP&S)	4000
Payments to Regular Programs	4110
Payments to Special Education Programs	4120
Other Payments to In-State Govt Units (Describe & Itemize)	4190
Total Payments to Other Districts & Govt Units (FP&S)	4000
DEBT SERVICE (FP&S)	5000
Debt Service - Interest on Short-Term Debt	5100
Tax Anticipation Warrants	5110
Other Interest on Short-Term Debt (Describe & Itemize)	5150
Total Debt Service - Interest on Short-Term Debt	5100
Debt Service - Interest on Long-Term Debt	5200
Debt Service - Payments of Principal on Long-Term Debt 15 (Lease/Purchase Principal Retired)	5300
Total Debt Service	5000
PROVISIONS FOR CONTINGENCIES (FP&S)	6000
Total Direct Disbursements/Expenditures	
Excess (Deficiency) of Receipts/Revenues Over Disbursements/Expenditures	

Description: Enter Whole Numbers Only	Fund #
<b>10 - EDUCATIONAL FUND (ED)</b>	
<b>INSTRUCTION (ED)</b>	<b>1000</b>
Regular Programs	1100
Tuition Payment to Charter Schools	1115
Pre-K Programs	1125
Special Education Programs (Functions 1200 - 1220)	1200
Special Education Programs Pre-K	1225
Remedial and Supplemental Programs K-12	1250
Remedial and Supplemental Programs Pre-K	1275
Adult/Continuing Education Programs	1300
CTE Programs	1400
Interscholastic Programs	1500
Summer School Programs	1600
Gifted Programs	1650
Driver's Education Programs	1700
Bilingual Programs	1800
Transit Alternative & Optional Programs	1900
Pre-K Programs - Private Tuition	1910
Regular K-12 Programs Private Tuition	1911
Special Education Programs K-12 Private Tuition	1912
Special Education Programs Pre-K Tuition	1913
Remedial/Supplemental Programs K-12 Private Tuition	1914
Remedial/Supplemental Programs Pre-K Private Tuition	1915
Adult/Continuing Education Programs Private Tuition	1916
CTE Programs Private Tuition	1917
Interscholastic Programs Private Tuition	1918
Summer School Programs Private Tuition	1919
Gifted Programs Private Tuition	1920
Bilingual Programs Private Tuition	1921
Transit Alternative/Optional Programs Private Tuition	1922
Student Activity Fund Expenditures	1999
<b>Total Instructional (With Student Activity Funds 1999)</b>	<b>1000</b>
<b>SUPPORT SERVICES (ED)</b>	<b>2000</b>
<b>Support Services - Pupil</b>	<b>2100</b>
Attendance & Social Work Services	2110
Guidance Services	2120
Health Services	2130
Psychological Services	2140
Speech Pathology & Audiology Services	2150
Other Support Services - Pupils (Describe & Itemize)	2190
<b>Total Support Services - Pupil</b>	<b>2100</b>
<b>Support Services - Instructional Staff</b>	<b>2200</b>
Improvement of Instruction Services	2210
Educational Media Services	2220
Assessment & Testing	2230
<b>Total Support Services - Instructional Staff</b>	<b>2200</b>
<b>Support Services - General Administration</b>	<b>2300</b>
Board of Education Services	2310
Executive Administration Services	2320
Special Area Administration Services	2330
Tort Immunity Services	2360 -
	2370
<b>Total Support Services - General Administration</b>	<b>2300</b>
<b>Support Services - School Administration</b>	<b>2400</b>
Office of the Principal Services	2410
Other Support Services - School Administration (Describe & Itemize)	2490
<b>Total Support Services - School Administration</b>	<b>2400</b>
<b>Support Services - Business</b>	<b>2500</b>
Direction of Business Support Services	2510

## ESTIMATED DISBURSEMENTS/EXPENDITURES

Description: Enter Whole Numbers Only	Funct #
Fiscal Services	2520
Operation & Maintenance of Plant Services	2540
Pupil Transportation Services	2550
Food Services	2560
Internal Services	2570
Total Support Services - Business	2500
<b>Support Services - Central</b>	<b>2600</b>
Direction of Central Support Services	2610
Planning, Research, Development & Evaluation Services	2620
Information Services	2630
Staff Services	2640
Draft Processing Services	2660
Total Support Services - Central	2600
<b>Other Support Services (Describe &amp; Itemize)</b>	<b>2900</b>
Total Support Services	2000
<b>COMMUNITY SERVICES (ED)</b>	<b>3000</b>
<b>PAYMENTS TO OTHER DIST &amp; GOV UNITS (ED)</b>	<b>4000</b>
<b>Payments to Other Dist &amp; Govt Units (In-State)</b>	<b>4100</b>
Payments for Regular Programs	4110
Payments for Special Education Programs	4120
Payments for Adult/Continuing Education Programs	4130
Payments for CTE Programs	4140
Payments for Community College Programs	4170
Other Payments to In-State Govt Units (Describe & Itemize)	4190
Total Payments to Other Dist & Govt Units (In-State)	4100
Payments for Regular Programs - Tuition	4210
Payments for Special Education Programs - Tuition	4220
Payments for Adult/Continuing Education Programs - Tuition	4230
Payments for CTE Programs - Tuition	4240
Payments for Community College Programs - Tuition	4270
Payments for Other Programs - Tuition	4280
Other Payments to In-State Govt Units (Describe & Itemize)	4290
Total Payments to Other Dist & Govt Units - Tuition (In State)	4200
Payments for Regular Programs - Transfers	4310
Payments for Special Education Programs - Transfers	4320
Payments for Adult/Continuing Ed Programs - Transfers	4330
Payments for CTE Programs - Transfers	4340
Payments for Community College Program - Transfers	4370
Payments for Other Programs - Transfers	4380
Other Payments to In-State Govt Units - Transfers (Describe & Itemize)	4390
Total Payments to Other Dist & Govt Units-Transfers (In State)	4300
Payments to Other Dist & Govt Units (Out of State)	4400
Total Payments to Other Dist & Govt Units	4000
<b>DEBT SERVICE (ED)</b>	<b>5000</b>
<b>Debt Service - Interest on Short-Term Debt</b>	<b>5100</b>
Tax Anticipation Warrants	5110
Tax Anticipation Notes	5120
Corporate Personal Property Rept Tax Anticipation Notes	5130
State Aid Anticipation Certificates	5140
Other Interest on Short-Term Debt (Describe & Itemize)	5150
Total Debt Service - Interest on Short-Term Debt	5100
<b>Debt Service - Interest on Long-Term Debt</b>	<b>5200</b>
Total Debt Service	5000
<b>PROVISION FOR CONTINGENCIES (ED)</b>	<b>6000</b>
Total Direct Disbursements/Expenditures (without Student Activity Funds (1999))	
Total Direct Disbursements/Expenditures (with Student Activity Funds (1999))	
Excess (Deficiency) of Receipts/Revenues Over Disbursements/Expenditures (Without Student Activity Funds 1999)	
Excess (Deficiency) of Receipts/Revenues Over Disbursements/Expenditures (With Student Activity Funds 1999)	

Description: Enter Whole Numbers Only	Funct #
<b>20 - OPERATIONS AND MAINTENANCE FUND (O&amp;M)</b>	
<b>SUPPORT SERVICES (O&amp;M)</b>	<b>2000</b>
Support Services - Pupil	2100
Other Support Services - Pupil (Describe & Itemize)	2190
Support Services - Business	2500
Direction of Business Support Services	2510
Facilities Acquisition & Construction Services	2530
Operation & Maintenance of Plant Services	2540
Pupil Transportation Services	2550
Food Services	2560
<b>Total Support Services - Business</b>	<b>2500</b>
<b>Other Support Services (Describe &amp; Itemize)</b>	<b>2500</b>
<b>Total Support Services</b>	<b>2000</b>
<b>COMMUNITY SERVICES (O&amp;M)</b>	<b>3000</b>
<b>PAYMENTS TO OTHER DIST &amp; GOVT UNITS (O&amp;M)</b>	<b>4000</b>
Payments to Other Dist & Govt Unit (In-State)	4100
Payments for Regular Programs	4110
Payments for Special Education Programs	4120
Payments for CTE Program	4140
Other Payments to In-State Govt Units (Describe & Itemize)	4190
Total Payments to Other Dist & Govt Unit (In-State)	4100
Payments to Other Dist & Govt Units (Out of State) 14	4400
Total Payments to Other Dist & Govt Unit	4000
<b>DEBT SERVICE (O&amp;M)</b>	<b>5000</b>
<b>Debt Service - Interest on Short-Term Debt</b>	<b>5100</b>
Tax Anticipation Warrants	5110
Tax Anticipation Notes	5120
Corporate Personal Prop Repl Tax Anticipated Notes	5130
State Aid Anticipation Certificates	5140
Other Interest on Short-Term Debt (Describe & Itemize)	5150
Total Debt Service - Interest on Short-Term Debt	5100
<b>Debt Service - Interest on Long-Term Debt</b>	<b>5200</b>
Total Debt Service	5000
<b>PROVISION FOR CONTINGENCIES (O&amp;M)</b>	
Total Direct Disbursements/Expenditures	6000
Excess (Deficiency) of Receipts/Revenues Over Disbursement/Expenditures	
<b>30 - DEBT SERVICE FUND (DS)</b>	
<b>PAYMENTS TO OTHER DIST &amp; GOVT UNITS (DS)</b>	<b>4000</b>
Payments to Other Dist & Govt Unit (In-State)	4100
Payments for Regular Programs	4110
Payments for Special Education Programs	4120
Other Payments to In-State Govt Units (Describe & Itemize)	4190
Total Payments to Other Dist & Govt Unit (In-State)	4000
<b>DEBT SERVICE (DS)</b>	<b>5000</b>
<b>Debt Service - Interest on Short-Term Debt</b>	<b>5100</b>
Tax Anticipation Warrants	5110
Tax Anticipation Notes	5120
Corporate Personal Prop Repl Tax Anticipation Notes	5130
State Aid Anticipation Certificates	5140
Other Interest on Short-Term Debt (Describe & Itemize)	5150
Total Debt Service - Interest on Short-Term Debt	5100
<b>Debt Service - Interest on Long-Term Debt</b>	<b>5200</b>
Debt Service - Payments of Principal on Long-Term Debt 15 (Issue/Purchase Principal Netted)	5300

Description: Enter Whole Numbers Only	Funct #
Debt Service Other (Describe & Itemize)	5400
Total Debt Service	5000
<b>PROVISION FOR CONTINGENCIES (DS)</b>	<b>6000</b>
Total Direct Disbursements/Expenditures	
Excess (Deficiency) of Receipts/Revenues Over Disbursement/Expenditures	
<b>40 - TRANSPORTATION FUND (TR)</b>	
<b>SUPPORT SERVICES (TR)</b>	<b>2000</b>
Support Services - Pupils	2100
Other Support Services - Pupils (Describe & Itemize)	2190
Support Services - Business	
Pupil Transportation Services	2250
Other Support Services (Describe & Itemize)	2200
Total Support Services	2000
<b>COMMUNITY SERVICES (TR)</b>	<b>3000</b>
<b>PAYMENTS TO OTHER DIST &amp; GOVT UNITS (TR)</b>	<b>4000</b>
Payments to Other Dist & Govt Units (In-State)	4100
Payments for Regular Program	4110
Payments for Special Education Programs	4120
Payments for Adult/Continuing Education Programs	4130
Payments for CTE Programs	4140
Payments for Community College Programs	4170
Other Payments to In-State Govt Units (Describe & Itemize)	4190
Total Payments to Other Dist & Govt Units (In-State)	4100
<b>Payments to Other Dist &amp; Govt Units (Out-of-State) (Describe &amp; Itemize)</b>	<b>4400</b>
Total Payments to Other Dist & Govt Units	4000
<b>DEBT SERVICE (TR)</b>	<b>5000</b>
Debt Service - Interest on Short-Term Debt	5100
Tax Anticipation Warrants	5110
Tax Anticipation Notes	5120
Corporate Personal Prop Repl Tax Anticipation Notes	5130
State Aid Anticipation Certificates	5140
Other Interest on Short-Term Debt (Describe and Itemize)	5150
Total Debt Service - Interest On Short-Term Debt	5100
<b>Debt Service - Interest on Long-Term Debt</b>	<b>5200</b>
<b>Debt Service - Payments of Principal on Long-Term Debt 15 (Lease/Purchase Principal Retired)</b>	<b>5300</b>
Debt Service - Other (Describe and Itemize)	5400
Total Debt Service	5000
<b>PROVISION FOR CONTINGENCIES (TR)</b>	<b>6000</b>
Total Direct Disbursements/Expenditures	
Excess (Deficiency) of Receipts/Revenues Over Disbursement/Expenditures	
<b>50 - MUNICIPAL RETIREMENT/SOC SEC FUND (MR/SS)</b>	
<b>INSTRUCTION (MR/SS)</b>	<b>1000</b>
Regular Program	1100
Pre-K Programs	1125
Special Education Programs (Functions 1200-1220)	1200
Special Education Programs Pre-K	1225
Remedial and Supplemental Programs K-12	1250
Remedial and Supplemental Programs Pre-K	1275
Adult/Continuing Education Programs	1300
CTE Programs	1400
Interdisciplinary Programs	1500



Description: Enter Whole Numbers Only	Funct #
Summer School Programs	1600
Gifted Programs	1650
Driver's Education Programs	1700
Bilingual Programs	1800
Talent Alternative & Optional Programs	1900
Total Instruction	1000
<b>SUPPORT SERVICES (MR/SS)</b>	<b>2000</b>
<b>Support Services - Pupil</b>	<b>2100</b>
Attendance & Social Work Services	2110
Guidance Services	2120
Health Services	2130
Psychological Services	2140
Speech Pathology & Audiology Services	2150
Other Support Services - Pupils (Describe & Itemize)	2190
Total Support Services - Pupil	2100
<b>Support Services - Instructional Staff</b>	<b>2200</b>
Improvement of Instruction Services	2210
Educational Media Services	2220
Assessment & Testing	2230
Total Support Services - Instructional Staff	2200
<b>Support Services - General Administration</b>	<b>2300</b>
Board of Education Services	2310
Executive Administration Services	2320
Special Area Administrative Services	2330
Claims Paid from Self Insurance Fund	2361
Workers' Compensation or Workers' Occupation Disease Acts Payments	2362
Unemployment Insurance Payments	2363
Insurance Payments (regular or self-insurance)	2364
Risk Management and Claims Services Payments	2365
Judgment and Settlements	2366
Educant, Inspecell, Supervisory Serv. Related to Loss Prevention or Reduction	2367
Reciprocal Insurance Payments	2368
Legal Service	2369
Total Support Services - General Administration	2300
<b>Support Services - School Administration</b>	<b>2400</b>
Office of the Principal Services	2410
Other Support Services - School Administration (Describe & Itemize)	2490
Total Support Services - School Administration	2400
<b>Support Services - Business</b>	<b>2500</b>
Direction of Business Support Services	2510
Fiscal Services	2520
Facilities Acquisition & Construction Services	2530
Operation & Maintenance of Plant Service	2540
Pupil Transportation Services	2550
Food Services	2560
Internal Services	2570
Total Support Services - Business	2500
<b>Support Services - Central</b>	<b>2600</b>
Direction of Central Support Services	2610
Planning, Research, Development & Evaluation Services	2620
Information Services	2630
Staff Services	2640
Data Processing Services	2660
Total Support Services - Central	2600
<b>Other Support Services (Describe &amp; Itemize)</b>	<b>2900</b>
Total Support Services	2000
<b>COMMUNITY SERVICES (MR/SS)</b>	<b>3000</b>
<b>PAYMENTS TO OTHER DIST &amp; GOVT UNITS (MR/SS)</b>	<b>4000</b>
Payments for Regular Programs	4110

Description: Enter Whole Numbers Only		Funct #
Payments for Special Education Programs		4120
Payments for CTE Programs		4140
Total Payments to Other Dist & Govt Units		4000
<b>DEBT SERVICE (MR/SS)</b>		<b>5000</b>
<b>Debt Service - Interest on Short-Term Debt</b>		<b>5100</b>
Tax Anticipation Warrants		5110
Tax Anticipation Notes		5120
Corporate Personal Prop Rep/ Tax Anticipation Notes		5130
State Aid Anticipation Certificates		5140
Other (Describe & Itemize)		5150
Total Debt Service		5000
<b>PROVISION FOR CONTINGENCIES (MR/SS)</b>		<b>6000</b>
Total Direct Disbursements/Expenditures		
Excess (Deficiency) of Receipts/Revenues Over Disbursements/Expenditures		
<b>60 - CAPITAL PROJECTS (CP)</b>		
<b>SUPPORT SERVICES (CP)</b>		<b>2000</b>
<b>Support Services - Business</b>		
Facilities Acquisition & Construction Services		2230
Other Support Services (Describe & Itemize)		2900
Total Support Services		2000
<b>PAYMENTS TO OTHER DIST &amp; GOVT UNITS (CP)</b>		<b>4000</b>
Payments to Other Dist & Govt Units (In-State)		4100
Payments to Regular Programs		4110
Payment for Special Education Programs		4120
Payment for CTE Programs		4140
Payments to Other Govt Units (In-State) (Describe & Itemize)		4190
Total Payments to Other Districts & Govt Units		4000
<b>PROVISION FOR CONTINGENCIES (CP)</b>		<b>6000</b>
Total Direct Disbursements/Expenditures		
Excess (Deficiency) of Receipts/Revenues Over Disbursements/Expenditures		
<b>70 WORKING CASH FUND (WC)</b>		
<b>80 - TORT FUND (TF)</b>		
<b>INSTRUCTION (TF)</b>		<b>1000</b>
Regular Programs		1100
Tuition Payment to Charter Schools		1115
Pre-K Programs		1125
Special Education Programs (Functions 1200 - 1220)		1200
Special Education Programs Pre-K		1225
Remedial and Supplemental Programs K-12		1250
Remedial and Supplemental Programs Pre-K		1275
Adult/Continuing Education Programs		1300
CTE Programs		1400
Intercollegiate Programs		1500
Summer School Programs		1600
Gifted Programs		1650
Driver's Education Programs		1700
Bilingual Programs		1800
Tuition Alternative & Optional Programs		1900
Pre-K Programs - Private Tuition		1910
Regular K-12 Programs Private Tuition		1911
Special Education Programs K-12 Private Tuition		1912
Special Education Programs Pre-K Tuition		1913
Remedial/Supplemental Programs K-12 Private Tuition		1914
Remedial/Supplemental Programs Pre-K Private Tuition		1915

Description: Enter Whole Numbers Only	Funct #
Adult/Continuing Education Programs Private Tuition	1916
CTE Programs Private Tuition	1917
Interscholastic Programs Private Tuition	1918
Summer School Programs Private Tuition	1919
Gifted Programs Private Tuition	1920
Bilingual Programs Private Tuition	1921
Transus Alienante/Opr Ed Programs Private Tuition	1922
Total Instruction <sup>1,4</sup>	1000
<b>SUPPORT SERVICES (TR)</b>	<b>2000</b>
<b>Support Services - Pupil</b>	<b>2100</b>
Attendance & Social Work Services	2110
Guidance Services	2120
Health Services	2130
Psychological Services	2140
Speech Pathology & Audiology Services	2150
Other Support Services - Pupils (Describe & Itemize)	2190
Total Support Services - Pupil	2100
<b>Support Services - Instructional Staff</b>	<b>2200</b>
Improvement of Instruction Services	2210
Educational Media Services	2220
Assessment & Testing	2230
Total Support Services - Instructional Staff	2200
<b>Support Services - General Administration</b>	<b>2300</b>
Board of Education Services	2310
Executive Administration Services	2320
Special Area Administration Services	2330
Claims Paid from Self Insurance Fund	2361
Risk Management and Claims Services Payments	2365
Total Support Services - General Administration	2300
<b>Support Services - School Administration</b>	<b>2400</b>
Office of the Principal Services	2410
Other Support Services - School Administration (Describe & Itemize)	2490
Total Support Services - School Administration	2400
<b>Support Services - Business</b>	<b>2500</b>
Direction of Business Support Services	2510
Fiscal Services	2520
Operation & Maintenance of Plant Services	2540
Pupil Transportation Services	2550
Food Services	2560
Internal Services	2570
Total Support Services - Business	2500
<b>Support Services - Central</b>	<b>2600</b>
Direction of Central Support Services	2610
Planning, Research, Development & Evaluation Services	2620
Information Services	2630
Staff Services	2640
Data Processing Services	2660
Total Support Services - Central	2600
Other Support Services (Describe & Itemize)	2900
Total Support Services	2000
<b>COMMUNITY SERVICES (TR)</b>	<b>3000</b>
<b>PAYMENTS TO OTHER DIST &amp; GOVT UNITS (TR)</b>	<b>4000</b>
<b>Payments to Other Dist &amp; Govt Units (In-State)</b>	<b>4100</b>
Payments for Regular Programs	4110
Payments for Special Education Programs	4120
Payments for Adult/Continuing Education Programs	4130
Payments for CTE Programs	4140
Payments for Community College Programs	4170
Other Payments to In-State Govt Units (Describe & Itemize)	4190

ESTIMATED DISBURSEMENTS/EXPENDITURES

Description: Enter Whole Numbers Only		Funct #
Total Payments to Other Dist & Govt Units (In-State)		4100
Payments for Regular Programs - Tuition		4210
Payments for Special Education Programs - Tuition		4220
Payments for Adult/Continuing Education Programs - Tuition		4230
Payments for CTE Programs - Tuition		4240
Payments for Community College Programs - Tuition		4270
Payments for Other Programs - Tuition		4280
Other Payments to In-State Govt Units (Describe & Itemize)		4290
Total Payments to Other Dist & Govt Units - Tuition (In State)		4200
Payments for Regular Programs - Transfers		4310
Payments for Special Education Programs - Transfers		4320
Payments for Adult/Continuing Ed Programs - Transfers		4330
Payments for CTE Programs - Transfers		4340
Payments for Community College Program - Transfers		4370
Payments for Other Programs - Transfers		4380
Other Payments to In-State Govt Units - Transfers (Describe & Itemize)		4390
Total Payments to Other Dist & Govt Units-Transfers (In State)		4300
Payments to Other Dist & Govt Units (Out of State)		4400
Total Payments to Other Dist & Govt Units		4000
DEBT SERVICE (TF)		5000
Debt Service - Interest on Short-Term Debt		
Tax Anticipation Warrants		5110
Corporate Personal Property Replacement Tax Anticipation Notes		5130
Other Interest or Short-Term Debt (Describe & Itemize)		5150
Total Debt Service		5000
PROVISION FOR CONTINGENCIES (TF)		6000
Total Direct Disbursements/Expenditures		
Excess (Deficiency) of Receipts/Revenues Over Disbursements/Expenditures		
90 - FIRE PREVENTION & SAFETY FUND (FP&S)		
SUPPORT SERVICES (FP&S)		2000
Support Services - Business		2500
Facilities Acquisition & Construction Services		2530
Operation & Maintenance of Plant Service		2540
Total Support Services - Business		2500
Other Support Services (Describe & Itemize)		2900
Total Support Services		2000
PAYMENTS TO OTHER DISTRICTS & GOVT UNITS (FP&S)		4000
Payments to Regular Programs		4110
Payments to Special Education Programs		4120
Other Payments to In-State Govt Units (Describe & Itemize)		4190
Total Payments to Other Districts & Govt Units (TF)		4000
DEBT SERVICE (FP&S)		5000
Debt Service - Interest on Short-Term Debt		5100
Tax Anticipation Warrants		5110
Other Interest on Short-Term Debt (Describe & Itemize)		5150
Total Debt Service - Interest on Short-Term Debt		5100
Debt Service - Interest on Long-Term Debt		5200
Debt Service - Payments of Principal on Long-Term Debt 15		5300
Lease/Purchase Principal Retired		
Total Debt Service		5000
PROVISIONS FOR CONTINGENCIES (FP&S)		6000
Total Direct Disbursements/Expenditures		
Excess (Deficiency) of Receipts/Revenues Over Disbursements/Expenditures		

This page is provided for detailed itemizations as requested within the body of the Report.

1. 4090 REAP Grant.
2. 2900 Office Receptionist
3. 4998 Revenue reflects ESSER II and ESSER III Funds.
- 4.

### DEFICIT BUDGET SUMMARY INFORMATION - Operating Funds Only (School Districts Only)

Description	EDUCATIONAL FUND (10)	OPERATIONS & MAINTENANCE FUND (20)	TRANSPORTATION FUND (40)	WORKING CASH FUND (70)	TOTAL
Direct Revenues	1,791,633	493,800	77,902	11,600	2,374,935
Direct Expenditures	1,593,199	438,610	49,085		2,080,894
Difference	198,434	55,190	28,817	11,600	294,041
Estimated Fund Balance - June 30, 2022	1,353,485	93,764	92,671	11,600	1,551,520

Balanced budget, no deficit reduction plan is required.

A deficit reduction plan is required if the local board of education adopts (or amends) the 2021-22 school district budget in which the "operating funds" listed above result in direct revenues (line 9) being less than direct expenditures (line 19) by an amount equal to or greater than one-third (1/3) of the ending fund balance (line 81).

**Note:** The balance is determined using only the four funds listed above. That is, if the estimated ending fund balance is less than three times the deficit spending, the district must adopt and file with ISBE a deficit reduction plan to balance the shortfall within three years.

The School Code, Section 17-1 (105 ILCS 5/17-1) - If the 2020-2021 Annual Financial Report (AFR) reflects a deficit as defined above (page 36), then the school district shall adopt and submit a deficit reduction plan (found here on page 23-27) to ISBE within 30 days after acceptance of the AFR.

The deficit reduction plan, if required, is developed using ISBE guidelines and format.



*This is an estimated Limitation of Administrative Costs Worksheet only and will not be accepted for Official Submission of the Limitation of Administrative Costs Worksheet.*

The official Limitation of Administrative Costs Worksheet is attached to the end of the Annual Financial Report (ISBE Form 50-35) and may be submitted in conjunction with that report.

An official Limitation of Administrative Costs Worksheet can also be found on the ISBE website at: [www.isbe.net](http://www.isbe.net)

Limitation of Administrative Costs

**ESTIMATED LIMITATION OF ADMINISTRATIVE COSTS WORKSHEET**  
(Section 17-1.5 of the School Code)

**School District Name:** Bethel Grade School District #82

RCDT Number:

[illegible]